

# The three professional ranges: Choose your weapon.

**Prima Range**  
Powerful and versatile **NEW** in 2015




**Speciality Range**  
Compact and powerful

Already available



**Optima Range**  
High performance and extremely robust

Already available



Robert Bosch GmbH  
70745 Leinfelden-Echterdingen  
Germany



[www.bosch-professional.com](http://www.bosch-professional.com)

All technical information and illustrations are non-binding. No liability can be accepted for printing errors.

# The new high-pressure washers for professionals.



Bosch Professional high-pressure washer –  
the right tool and accessory for every task.  
**Blue power tools: For trade and industry.**






[www.bosch-professional.com](http://www.bosch-professional.com)



# Bosch professional high-pressure washer.

Welcome to the world of professional high-pressure washer cleaning with a full range covering the needs of cleaning contractors through to speciality service and repair tradesmen. This year we are adding five new and powerful products to our professional high-pressure washer range. The new Prima range distinguishes itself by its unique design and high cleaning power. These robust and compact products will assist you completing your professional cleaning tasks to the highest standard.



Range Selection Matrix		
Product ranges	Specifications	Recommended for
<p><b>Prima range</b> Robust, compact range for Professional cleaning tasks.</p> 	<p>485-560 Flow (Litres/hour)</p> <p>115-140 Pressure (bar)</p> <p>200-300 Service life (hours)</p> <p>1-2 Usage per day (hours)</p>	<ul style="list-style-type: none"> <li>• Tradesmen</li> <li>• Commercial cleaners</li> <li>• Servicing</li> <li>• Outdoors</li> </ul>
<p><b>Optima range</b> Faster cleaning performance, ideal for medium to heavy jobs.</p> 	<p>600-800 Flow (Litres/hour)</p> <p>130-180 Pressure (bar)</p> <p>300-500 Service life (hours)</p> <p>2-4 Usage per day (hours)</p>	<ul style="list-style-type: none"> <li>• Public cleaning</li> <li>• Transportation</li> <li>• Cleaning contractors</li> <li>• Hire</li> </ul>
<p><b>Speciality range</b> Specialty applications.</p> 	<p>500 Flow (Litres/hour)</p> <p>130 Pressure (bar)</p> <p>200 Service life (hours)</p> <p>1-2 Usage per day (hours)</p>	<ul style="list-style-type: none"> <li>• Air conditioning service</li> <li>• Service and repair</li> <li>• Mobile Auto Service</li> </ul>

Contents	
▶ Range Selection Matrix	2
▶ Prima Range	4
▶ Optima Range	8
▶ Speciality Range	9
▶ Special Applications / Accessories	10
▶ Accessories	11
▶ Range expansion	12






# The new Prima range.

## Powerful and versatile.

The new Bosch Prima range for professionals is the compact, mobile solution for daily use including numerous features. **1** A metal telescopic handle and **2** large robust rubber wheels make it a lot easier to manoeuvre the pressure washer on rough job sites. For even more flexibility the GHP 5-65 X also includes a **3** hose reel with a range of ten meters. **4** The newly designed gun with a lance screw connector coupling allows a quick and easy change of accessories. **5** The secure in-use storage keeps your accessories in place whilst you are on the job.



**NEW!** Bosch GHP 5-55 Professional   **NEW!** Bosch GHP 5-65 Professional   **NEW!** Bosch GHP 5-65 X Professional

Horizontal position	Rubber wheels	High performance
All products can be used in both horizontal and vertical position, depending on job.	Large robust rubber wheels to manoeuvre the pressure washer easily on rough job sites.	More pressure. More precision. The perfect combination to clean any type of dirt and material.
		



**NEW!** Bosch GHP 5-55 Professional. Compact all rounder for daily use.

- **Convenient:** Unique design and metal telescopic handle for ease of use and compact storage.
- **High cleaning Power:** Robust and reliable pump and motor producing highest cleaning efficiency and long service life.
- **Versatile:** Easy to transport and move around job site with large robust rubber wheels.

### Prima Range

Technical details	Bosch GHP 5-55 Professional	Bosch GHP 5-65 Professional	Bosch GHP 5-65 X Professional
Maximum pressure	130 bar	160 bar	160 bar
Rated pressure	115 bar	130 bar	130 bar
Maximum flow rate	520 l/h	520 l/h	520 l/h
Auto Stop	Yes	Yes	Yes
Pump system	Wobble plate	Wobble plate	Wobble plate
Weight (inc. accessories)	22 kg	23.5 kg	25 kg
Pistons	Stainless steel	Stainless steel	Stainless steel
Motor type	Induction	Induction	Induction
Absorbed power	2.2 Kw / 220-240 V / 50 Hz	2.4 Kw / 220-240 V / 50 Hz	2.4 Kw / 220-240 V / 50 Hz
Detergent Suction System	Yes	Yes	Yes
Self-priming	Yes	Yes	Yes
Hose Reel	No	No	Yes, 10 m
Part No. (UNI -SEN)	0600910400	0600910500	0600910600



# The new Prima range: For high-cleaning efficiency.

A compact, durable high-pressure washer with high performance brass pump and motor delivers superb cleaning power. ① The Brass inlet and outlet, ② brass pump as well as ③ the steel reinforced rubber hoses are the reasons for the robustness and a long service life of the new prima range. They assure maximum endurance and protection even against corrosion. ④ A convenient pressure regulator makes it possible to deliver the exact cleaning performance to suit your needs. The new GHP 5-75 X also comes with ⑤ a pressure gauge and ⑥ a hose reel with a range of ten meters.



## NEW! Bosch GHP 5-75 Professional.

Compact durable pressure washer with brass pump and high cleaning power.

- ▶ **Robust:** Brass pump and stainless steel pistons ensure a long service life.
- ▶ **Powerful:** High flow rate and pressure combined give effective cleaning.
- ▶ **Compact:** Unique new design and metal telescopic handle for compact storage.

## NEW! Bosch GHP 5-75 X Professional.

Powerful robust pressure washer with brass pump and convenient hose reel.

- ▶ **Adaptable:** Pressure regulator and gauge allow pressure adjustment to provide optimum water pressure on the job.
- ▶ **Durable:** Hose reel with steel reinforced rubber hose for robustness even on rough job sites.
- ▶ **Versatile:** Can be used in vertical and horizontal position.



Prima Range		
Technical details	Bosch GHP 5-75 Professional	Bosch GHP 5-75 X Professional
Maximum pressure	185 bar	185 bar
Rated pressure	140 bar	140 bar
Maximum flow rate	570 l/h	570 l/h
Auto Stop	Yes	Yes
Pump system	Wobble plate	Wobble plate
Weight	26.7 kg	28.2 kg
Pistons	Stainless steel	Stainless steel
Motor type	Induction	Induction
Absorbed power	2.6 Kw / 230 V / 50 Hz	2.6 Kw / 230 V / 50 Hz
Detergent Suction System	Yes	Yes
Self-priming	Yes	Yes
Hose Reel	No	Yes, 10 m
Part No. (UNI-SEN)	0600910700	0600910800



# Optima range: Tackling tough dirt faster.

The **GHP 8-15 XD** is incredibly powerful and robust to tackle tough dirt easy and fast.



#### Bosch GHP 8-15 XD Professional.

- ▶ **Professional:** Robust design stands up to tough handling in rugged work environments.
- ▶ **Exceptional performance:** Thanks to a combination of high flow rate and pressure power.
- ▶ **Adaptable:** Adjustable features provide the optimum water pressure for the job in hand.

Optima Range		
Technical details	Bosch GHP 6-14 Professional	Bosch GHP 8-15 XD Professional
Maximum pressure	150 bar	160 bar
Rated pressure	140 bar	150 bar
Maximum flow rate	650 l/h	800 l/h
Auto Stop	Yes	Yes
Pump system plate	Wobble	Wobble
Weight	25.6 kg	40.6 kg
Pistons	Stainless steel	Ceramic coated
Motor type	Induction	Induction 3 Phase
Absorbed power	2.600 watts	4.000 watts
Part No. (UNI-SEN)	0600910200	0600910300

#### Bosch GHP 6-14 Professional.

- ▶ **Optimum efficiency:** High flow rate and powerful pressure combined for super-efficient cleaning.
- ▶ **Durable:** Robust and well structured to meet professional demands again and again.
- ▶ **Easy to transport:** Strong, integrated wheels for ease of movement onsite.



# Speciality range: Robust and compact.

The **GHP 5-13 C** will surprise you with its efficient cleaning power due to the high performance and durable crankshaft pump system. Even better: It is super compact and easy to service.



Speciality Range	
Technical details	Bosch GHP 5-13 C Professional
Maximum pressure	140 bar
Rated pressure	130 bar
Maximum flow rate	520 l/h
Auto Stop	Yes
Pump system	Crank shaft
Weight	16.5 kg
Pistons	Ceramic coated
Motor type	Induction
Absorbed power	2.300 watts
Part No. (UNI-SEN)	0600910000

#### Bosch GHP 5-13 C Professional.

- ▶ **Efficient:** Excellent size to power ratio to get the job done quickly.
- ▶ **Long-lasting:** Robust and reliable crankshaft brass pump with ceramic coated pistons.
- ▶ **Versatile:** Pressure adjustment for ultimate flexibility.



# Special applications.



## High pressure washer accessories

The Bosch professional high-pressure washer range comes with a wide variety of accessories to choose from depending on your job requirements.

Accessory	Used with	Description	Accessory No.
<b>Prima range</b>			
	GHP 5-55	3-in-1 brass nozzle: Fully adjustable spray angle to meet varying cleaning needs.	F.016.800.443
	GHP 5-65 / GHP 5-65 X		F.016.800.444
	GHP 5-75 / GHP 5-75 X		F.016.800.445
	GHP 5-55	Increases the cleaning efficiency due to the rotating, narrow, high-speed water jet to remove even stubborn dirt.	F.016.800.446
	GHP 5-65 / GHP 5-65 X		F.016.800.447
	GHP 5-75 / GHP 5-75 X		F.016.800.448
	8m Drain Cleaner: All Prima	Brass nozzle with 3 rear facing jets helps to drive the nozzle ahead clearing obstruction along the way.	F.016.800.441
	16m Drain Cleaner: All Prima		F.016.800.442
	All Prima	New gun design with lance screw connector coupling and brass fittings to ensure highest quality and durability.	F.016.800.457
	All Prima	Extra large size for efficient filtration in heavy duty environments.	F.016.800.458
<b>Optima range</b>			
	GHP 6-14	Increases the cleaning efficiency due to the rotating, narrow, high-speed water jet to remove even stubborn dirt.	F.016.800.336
	GHP 8-15 XD		F.016.800.337
	All Optima	Extra large size for efficient filtration in heavy duty environments.	F.016.800.334
	All Optima	Professional brass lance fitting and brass connection to the high pressure hose for durability.	F.016.800.379
	GHP 6-14	3-in-1 brass nozzle: Fully adjustable spray angle to meet varying cleaning needs.	F.016.800.425
	GHP 8-15 XD		F.016.800.426
	GHP 6-14	Long life steel reinforced rubber hose pipe. Extremely durable and pressure resistant up to 600 bar.	F.016.800.428
	All Optima	Adjustable flow rate and adjustable spray angle to suit individual cleaning needs. Brass nozzle and parts guarantee highest durability.	F.016.800.382
	8m Drain Cleaner: All Optima	Brass nozzle with 3 rear facing jets helps to drive the nozzle ahead clearing obstruction along the way.	F.016.800.427
	16m Drain Cleaner: All Optima		F.016.800.429
<b>Specialty range</b>			
	GHP 5-13 C	Increases the cleaning efficiency due to the rotating, narrow, high-speed water jet to remove even stubborn dirt	F.016.800.333
	GHP 5-13 C	Extra large size for efficient filtration in heavy duty environments.	F.016.800.334
	GHP 5-13 C	Professional brass lance fitting and brass connection to the high pressure hose for durability.	F.016.800.379
	GHP 5-13 C	3-in-1 brass nozzle: Fully adjustable spray angle to meet varying cleaning needs.	F.016.800.381
	GHP 5-13 C	Long life steel reinforced rubber hose pipe. Extremely durable and pressure resistant up to 600 bar.	F.016.800.380
	GHP 5-13 C	Adjustable flow rate and adjustable spray angle to suit individual cleaning needs. Brass nozzle and parts guarantee highest durability.	F.016.800.382
	8m Drain Cleaner: GHP 5-13 C	Brass nozzle with 3 rear facing jets helps to drive the nozzle ahead clearing obstruction along the way.	F.016.800.427
	16m Drain Cleaner: GHP 5-13 C		F.016.800.429
	All models	3m hose with integrated filter to allow using water from sources such as tanks and water butts.	F.016.800.335
	Prima	To connect on gun accessories of GHP 6-14 and GHP 5-13 C to Prima products.	F.016.800.454

Drain pipe cleaner	External water filter	Foam jet nozzle
8m and 16m long drain cleaner suitable for clearing blockages in pipes, drains, toilets and more.	Extra large size for efficient filtration in heavy duty environments.	Providing high pressure foam for tough cleaning applications.
<b>Sales part no.:</b> F.016.800.441 (Drain Cleaner)	<b>Sales part no.:</b> F.016.800.458 (Large water filter)	<b>Sales part no.:</b> F.016.800.382 (Foam jet nozzle*)

\*Foam jet nozzle to be used with adaptor on Prima range.