

LEISTER

PLASTIC WELDING

Flooring



Flooring and Interior Decoration

Everything for floor welding







Dear Leister customers

Vinyl sheet flooring installers need reliable welding tools, and reliable results are a must as it is not cost effective to test every welded seam. Leister floor tools and automatic welders provide the highest quality repeatable results by supplying constant temperature, pressure, and speed during operation.

A floor that is properly welded is critical when it comes to hygienically sensitive surfaces. This is why most floors in public buildings such as hospitals or schools need to be welded properly, as well as in public transportation facilities such as planes, trains, or buses. A high-quality weld is also required in residential construction or offices in order to satisfy design requirements or to achieve a specific design.

Leister's ergonomic floor tools will support you in any situation and guarantee reliable and economic operation. We maintain a global and close-knit service and distribution network that provides fast, reliable service.

Over the following pages, please view our extensive flooring installation tool selection through which Leister can support you in your work.

I hope you enjoy reading our brochure!

Silvan Horand
Flooring Product Manager

Welding and Pointing

For flooring applications with surface areas that have hygienic requirements which are also exposed to moisture (wet rooms) or in rooms subject to intensive wet cleaning, properly welded floors are a must.

The Welding Process

Adhesive recommended by the manufacturer is required installing linoleum and rubber. Usually 3 to 5 mm welding rod of the same material, that is recommended by the manufacturer is used for welding PVC or TPU surfaces.

Before welding, the seam edges are grooved to approx. 2/3 of the thickness of the surface and then heat seam welded with the welding rod.

It is important that the welding rod is fully melted into the milled surface created by the groover. The rod is then trimmed level to the surface in two steps using the Leister quarter-moon knife: In the first stage, the rod is trimmed using the half moon knife and slide immediately after welding/pointing. A second pass is made with the knife once the welded seam has completely cooled down. This prevents the welding rod from being trimmed below the level flooring material and produces an even, flush surface.

Welding in 4 Steps

Grooving

The flooring material must be glued to the substrate using the adhesive recommended by the manufacturer.

Caution: Before grooving, the adhesive between the substrate (screed) and the floor covering must be dry.

A groove is then milled in the floor covering using the GROOVER.


Caution: Work step by step: Groove first, then weld.

Different blades are used depending on the floor welding application.

Caution: This will depend upon the welding and the properties of the flooring material.

The cutting depth is determined based on the following (Fig. 1):

- A maximum of half of the welding rod diameter.
- No more than 2/3 of the flooring material thickness



Welding – preparation

The milled groove must be positioned in the center of the seam, otherwise the weld will not be adequate (Fig. 2).

Caution: Before beginning the weld, a separate weld test must always be performed to verify the heat, speed and temperature settings are correct for each application.

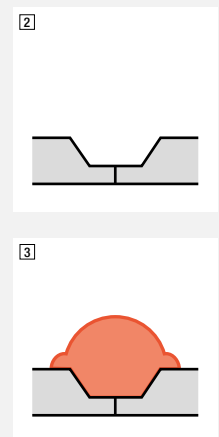
The welding parameters must be set so that a weld bead forms (Fig. 3).

Material	Manual welding temperature	Automatic welding temperature
Linoleum	Approx. 300–400°C	Approx. 400–450°C
PUR/TPU:	Approx. 350–400°C	Approx. 450–500°C
PVC:	Approx. 350–450°C	Approx. 450–550°C

A welding nozzle with a narrow air outlet must be used in order to avoid any impairment to the surface covering.

Caution: An impairment only becomes visible after several cleaning cycles.

Short welded seams are more easily welded with a TRIAC ST/AT or the HOT JET S than a MINIFLOOR or UNIFLOOR machine..



Welding – implementation

Welding with an automatic welder (UNIFLOOR 500 / MINIFLOOR)

Is recommended for time savings and precise / repeatable welded seam results.

Constant (high) speed

Constant pressure

Constant temperatures (UNIFLOOR 500 / MINIFLOOR with TRIAC AT)



Manual welding (TRIAC / HOT JET S / GHIBLI)

Recommended for short grooves, repairs, or transitions

For a consistent weld quality, the following must be taken into consideration:

As constant a speed as possible

As constant a pressure as possible

Constant temperature (TRIAC AT)

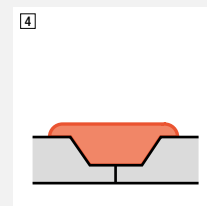


Cutting – step 1

The first detachment procedure takes place when the welding rod is not yet cool using a sharpened quarter-moon knife and a slide attachment.

Caution: It is essential that the welding wire is cut in two stages.

This prevents the weld from sagging below the level surface. (Fig. 4).



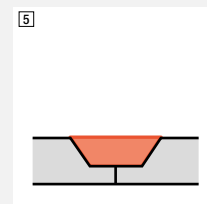
Cutting – step 2

The second trimming procedure only takes place when the welded seam has cooled down. The cut is made flush to the surface covering using the quarter moon knife again.

The second cut takes place after the first cut and after a rest period.

Rest period for linoleum approx. 15 minutes

Rest period for PVC approx. 5 minutes






The surface is now able to bear a load and can be cleaned (Fig. 5).

Rest period for linoleum until it can bear a full load approx. 12 hours




Rest period for PVC until it can bear a full load approx. 1 hour

The benefits of Leister at a glance:






Robust device components

-  Lower cost of ownership due to maintenance-free brushless drive and blower motors
-  Durable high quality heating elements
-  Corrosion-resistant weights

Performance

-  Faster welding speeds and precise repeatable results
-  An automatic welder can also shorten the process by eliminating steps in the process
-  Leister tools with digital settings compensate for power quality issues and eliminate power problems that are typical at industrial locations and construction sites.

Service

-  Support and device demonstration by our field service representatives
-  Everything available from a single source thanks to a wide product range
-  Tight distribution network with short delivery times
-  Leister guarantees for 7 years after a tool is discontinued
-  Fast repair and service





Promotes the life of the floor.



For aseptic applications.



Suitable for frequent cleaning.

Overview






Hot-air hand tools	8
Flooring	9

Hot-Air Hand Tools

TRIAC AT	10 / 11
TRIAC ST	11
ELECTRON ST	12 / 13
HOT JET S	15

Flooring / Interior Decoration

UNIFLOOR 500	16 / 17
MINIFLOOR Drive Unit	18 / 19
GROOVER 500-LP	20 / 21
GROOVER	22
GROOVY	23
EASYFLOOR	24
General accessories	25

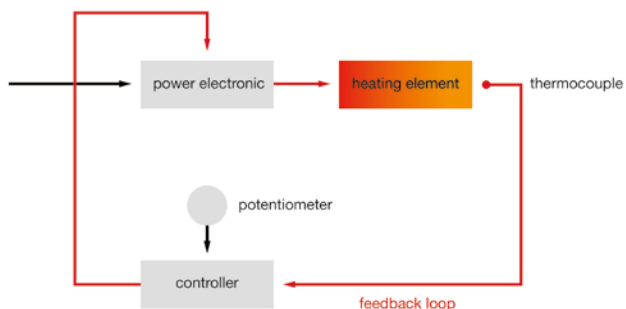
Overview Hot-air hand tools				
Typ	TRIAC AT	TRIAC ST	ELECTRON ST	HOT JET S
Area of application	for welding elastic floor coverings	for welding elastic floor coverings	for welding elastic floor coverings	for welding elastic floor coverings
Starting welding parameters manual weld*	Linoleum: Approx. 300-400°C PUR/TPU: Approx. 350-400°C PVC: Approx. 350-450°C	Linoleum: Approx. 300-400°C PUR/TPU: Approx. 350-400°C PVC: Approx. 350-450°C	Linoleum: Approx. 300-400°C PUR/TPU: Approx. 350-400°C PVC: Approx. 350-450°C	Linoleum: Approx. 300-400°C PUR/TPU: Approx. 350-400°C PVC: Approx. 350-450°C
Electronic	Close loop	Open loop	Open loop	Open loop
Catalog page	 10 / 11	11	12 / 13	15

*The parameters listed are purely reference values (room temperature 20°C). A test weld which takes into account the information provided by the material manufacturer is absolutely essential.

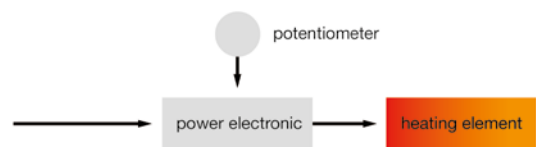
Closed-loop system

The closed-loop technology means that the parameters are kept constant at all times, even in the event of voltage fluctuations, enabling reliable welding in the building site environment.

Closed loop System



Open loop System



Overview Flooring



Typ		GROOVER 500-LP		GROOVER		MINIFLOOR		UNIFLOOR 500	
Area of application		Cordless Grooving machine for elastic floor coverings		Grooving machine for elastic floor coverings		Drive unit for welding elastic floor coverings		Welder for welding elastic floor coverings	
Groove wide	mm	2.8 / 3.5 / 4.5		2.5 / 2.8 / 3.5 / 4.0		2.5 - 4.0		2.5 – 5.0	
Groove depth	mm	0.0 - 6.0		0.0 - 4.0		2.5 - 4.0		2.5 – 4.0	
Speed	m/min			Phase 1 (Linoleum) 4 - 6	Phase 2 (PVC, TPU, PU) 8 - 12	0.5 - 4.5		0.7 – 7.5	
Temperature	°C	-		-		40 - 620 (with TRIAC AT)		100 – 560	
Air flow range	%	-		-		20 - 100 (with TRIAC AT)		45 – 100	
Voltage	V	120 / 230		120 / 230		100 - 230		230 / 120 / 100	
Frequenz	Hz	-		50 / 60		50 / 60		50 / 60	
Power	W	90		Phase 1 (Linoleum) 350	Phase 2 (PVC, TPU, PU) 700	drive unit 5	with TRIAC AT 1605	2300 / 1800 / 1500	
Weight	kg	5.5		6.7		5.3		6.6	
Size	mm	445 x 212 x 336		240 x 205 x 255		310 x 225 x 245		495 x 225 x 295	
Cable length	m	-		3		3		3	

Startup parameters*

Materials		Linoleum, PVC, TPU, PU		Linoleum (Phase 1)	PVC, TPU, PU (Phase 2)	Linoleum	PVC, TPU, PU	Linoleum	PVC, TPU, PU
Speed	m/min	-		5	10	1.5	1.5	2.2	2.5
Temperature	°C	-		-	-	400 - 450	500 - 550	400 – 450	450 – 550
Air flow range	%	-		-	-	100%	100%	100%	100%

Catalog page



20 / 21

22

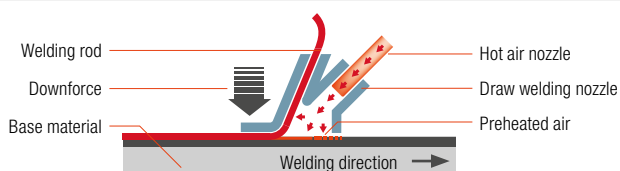
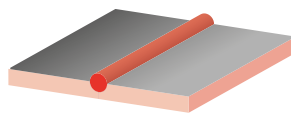
16 / 17

18

*The parameters listed are purely reference values (room temperature 20°C). A test weld which takes into account the information provided by the material manufacturer is absolutely essential.

Weld Geometries / Welding Methods

Floor seam



Draw Welding (Speed Welding) Hand tools


This welding method requires the use of a speed welding nozzle. Preheat the surfaces to the appropriate temperature. The surfaces are plasticized by hot air and joined under consistent downward pressure.

TRIAC AT: Robust and intelligent.

The TRIAC AT is an intelligent hot air handtool designed for welding and shrinking plastic and therefore the perfect instrument at construction sites. It meets the needs of a demanding professional: ergonomic design, safe handling, modern look. Every tool is subject to extensive quality control before leaving the factory in Switzerland. This high-quality hot air handtool is ready for every application and can handle any number of universal uses.


Product advantage

1




Energy saving:
Saves up to 40% energy if ECO is activated. The built-in motion sensor knows when the tool is not in operation and reduces the blower level to its minimum speed, which means up to 40% energy saving.

2



Always keep your cool:
Protective tube with active cooling for more safety at work.

3



Key Lock:
The easily activated key lock (e-Drive button lock/unlock) prevents accidental parameter adjustment.



4



Voltage monitoring:
The TRIAC AT shows, at the push of a button, the current mains voltage (quality checking before the welding process).

5



Robust air filters:
The air filters which are located on either side can be easily removed and cleaned. This ensures optimal air flow and maximum performance.

Best protection:
The filters offer active protection against moisture and dust.

TRIAC ST: Design meets experience

The new TRIAC ST from Leister is primarily used for welding and plastic fabrication. During its development, a deliberate choice was made to do without extra technical features. Instead it is distinguished by comfort, being reliable versatile, robust and user friendly, like its predecessor the TRIAC S. A prominent feature here is the two-component handle, which is not only attractive, but also gives the user perfect grip. The low weight of less than 1 kg/2.18 lbs ensures a perfect weight balance.

Hot-air hand tool

TRIAC AT



- Suitable for the work site
- Closed loop controlled temperature
- Open loop controlled air volume
- Intelligent «e-Drive» operating unit with key Lock
- Restart protection function
- ECO Energy saving function

Technical data

Voltage	V~	120 / 230
Frequency	Hz	50 / 60
Power	W	1600
Temperature	°C	40 – 620
Air volume (20°C)	l/min	160 – 240 (500 at max. temp)
Dynamic pressure	Pa	1600 – 3000
Ø Nozzle holder	mm	31.5
Emission	dB(A)	67
Size (L x Ø)	mm	338 x 90, handle Ø 56
Weight	kg	1 (without power cord)
Conformity mark	CE	
Approval mark	S	
Protection class II	□	

Article No.:

141.314	TRIAC AT 230 V / 1600 W, EU-plug, for push-fit nozzles
141.319	TRIAC AT 120 V / 1600 W, CEE ye-plug, for push-fit nozzles
141.320	TRIAC AT 230 V / 1600 W, UK-plug, for push-fit nozzles
141.321	TRIAC AT 230 V / 1600 W, AUS-plug, for push-fit nozzles
142.737	TRIAC AT 230 V / 1600 W, EU-plug, for screw-on nozzles
148.005	TRIAC AT 220 V / 1600 W, KR-plug, for push-fit nozzles

Hot-air hand tool

TRIAC ST



- Suitable for the work site
- Functional design: two-component handle grip and optimum center of gravity ensure good ergonomics
- Quick clean air filters
- Automatic carbon stop and heating element protection provide automatic protective measures

Technical data

Voltage	V~	120 / 230
Frequency	Hz	50 / 60
Power	W	1600
Temperature	°C	40 – 700
Air volume (20°C)	l/min	240 (500 at max. temp)
Dynamic pressure	Pa	3000
Ø Nozzle holder	mm	31.5
Emission	dB(A)	67
Size (L x Ø)	mm	338 x 90, handle Ø 56
Weight	kg	<1 (without power cord)
Conformity mark	CE	
Approval mark	S	
Protection class II	□	

Article No.:

141.227	TRIAC ST 230 V / 1600W, EU-plug, for push-fit nozzles
141.308	TRIAC ST 120 V / 1600W, CEE ye-plug, for push-fit nozzles
141.309	TRIAC ST 230 V / 1600W, UK-plug, for push-fit nozzles
141.310	TRIAC ST 230 V / 1600W, AUS-plug, for push-fit nozzles
144.013	TRIAC ST 230 V / 1600W, EU-plug, for screw-on nozzles
153.891	TRIAC ST 220 V / 1600W, KR-plug, for push-fit nozzles

ELECTRON ST – Strong, compact and handy

The new ELECTRON ST is a real powerhouse among Leister's hand tools. The appearance of this tool has been modeled after the new TRIAC range. For the user, this means improved ergonomics and, as a result, the ability to work in more comfort. Existing ELECTRON nozzles fit the new model.

Product advantages

1



Powerful:

Suitable for any application thanks to its outstanding power rating of up to 3400 W.

2



Perfekte Ergonomie:

100 lighter and with a 2-component handle that's nearly 8 mm slimmer than its predecessor.


3



Infinitely adjustable:

Easy air temperature adjustment up to 650 °C.

1



4

4



Clean:

Air filters, located on either side, can be removed and cleaned in no time at all.

5



Compatible:

All predecessor nozzles fit the ELECTRON ST.

5

Hot-air hand tool

ELECTRON ST



- Suitable for construction sites
- Leister's most powerful hand tool
- Easy-clean air filter
- Carbon stop and heating element protection provide automatic protective measures
- Sturdy tool case supplied






Technical data

Voltage	V~	230 / 230 / 200 / 120
Frequency	Hz	50 / 60
Power	W	2300 / 3400 / 3000 / 2400
Temperature	°C	40 – 650
Air volume (20°C)	l/min	360 (700 at max. temp)
Dynamic pressure	Pa	3400
Ø Nozzle holder	mm	50
Emission	dB(A)	67
Size (L × Ø)	mm	338 × 90, handle Ø 56
Weight	kg	1.1 (without power cord)
Conformity mark	CE	
Approval mark	S K	
Protection class II	□	

Article No.

145.567	ELECTRON ST, 230 V / 3400 W for push-fit nozzles with Euro plug
149.673	ELECTRON ST, 230 V / 2300 W for push-fit nozzles with Euro plug
145.563	ELECTRON ST, 120 V / 2400 W for push-fit nozzles with UK plug
145.568	ELECTRON ST, 230 V / 3400 W for push-fit nozzles with UK plug
154.839	ELECTRON ST, 220 V / 3400 W for push-fit nozzles with KR-plug

Accessories ELECTRON ST

	107.270	Wide slot nozzle 150 × 12 mm, push-fit
	151.068	Tool rest (recommended)
	142.281	Scraper nozzle
	148.933	Protective tube
	145.606 149.675 145.604	Heating elements 230 V / 3300 W 230 V / 2200 W 120 V / 2300 W



HOT JET S: Small and powerful.

As the most compact hot-air hand tool from Leister, the HOT JET S' low weight of 600 grams (including cord and slim handle) ensures high-powered, fatigue-free welding.

Especially suited to facilitate tasks in difficult to access areas.





Hot-air hand tool

HOT JET S



- The smallest Leister hot-air hand tool
- Stepless, electronically controlled temperature
- Stepless, electronically controlled air flow
- Low noise
- Flexible, integrated tool stand

Accessories HOT JET S

	107.144 Ø 5 mm, tubular nozzle, 15° angled
	131.867 Ø 5 mm, tubular nozzle, 90° angled
	105.567 Ø 5 × 150 mm extension nozzle, straight
	105.431 3 mm speed welding nozzle, with small air-slide, push-fit on Ø 5 mm tubular nozzle
	105.432 4 mm speed welding nozzle, with small air-slide, push-fit on Ø 5 mm tubular nozzle
	105.433 5 mm speed welding nozzle, with small air-slide, push-fit on Ø 5 mm tubular nozzle

D


Technical data

Voltage	V~	120 / 230
Frequency	Hz	50 / 60
Power	W	460 / 460
Temperature	°C	40 – 600
Air volume (20°C)	l/min	40 – 110 (200 at max. temp)
Pressure static	Pa	230 – 1600
Ø Nozzle holder	mm	21.3
Emission	dB(A)	59
Size (L × Ø)	mm	235 × 70, handle Ø 40
Weight	kg	0.4 (without power cord)
Conformity mark	CE	
Approval mark		
Protection class II		

Article No.:








100.648	HOT JET S, 230 V / 460 W, with Euro plug
100.862	HOT JET S, 120 V / 460 W, without plug
100.854	HOT JET S, 230 V / 460 W, with AUS plug
140.030	HOT JET S, 220V/ 460W for push-fit nozzles with KR-plug

MINIFLOOR – efficient and affordable for everyone!

The MINIFLOOR turns your hot-air hand tool into an automatic welder within seconds; increases the weld quality, facilitates work, and reduces time considerably. Its use is worthwhile from weld lengths of 1.20 m/4 ft., and thanks to its lightweight design of 5.3 kg/12 lbs., the MINIFLOOR can be transported effortlessly.

Hot-air welder

MINIFLOOR

<p>1</p> 	<p>Reverse compatibility: Thanks to the interchangeable inserts, even older TRIAC models can be connected without a hitch.</p>	
<p>2</p> 	<p>Tool-free assembly of the de-reeler: even if the de-reeler is missing you may count on hassle-free handling, as well as smooth feeding of the welding rod into the "air-slide" of the speed welding nozzle.</p>	
<p>3</p> 	<p>Incredibly fast: Despite its lightweight design, the MINIFLOOR offers a welding speed of about 2 m/6.5 ft per minute, nearly double the speed of manual welding.</p>	
<p>4</p> 	<p>The quick-lock fastening system at the clamp allows for assembling / dismantling of the TRIAC in a matter of seconds. The power supply for the hand tool is integrated in the MINIFLOOR drive unit and you have the possibility to securely fasten the cable.</p>	
<p>5</p> 	<p>The individually-adjustable, start-up delay of the MINIFLOOR drive unit enables modification of the startup according to individual needs. The long guide ensures outstanding precision along the seam.</p>	
<p>6</p> 	<p>The 51 mm/2 inches minimum distance from the wall, ensures trouble-free welding around construction pipes and L-skirts. Due to its compact height, the MINIFLOOR seamlessly welds beneath obstacles with a minimum clearance of 295 mm /12 inches.</p>	



Professional, inexpensive, incredibly versatile: The new MINIFLOOR (TRIAC plus drive unit) for smart professionals.

The MINIFLOOR is ideal for short joints and small projects.

Hot-air welder / drive unit

MINIFLOOR Drive Unit



- The only automatic welder with the possibility of connecting a hot-air hand tool in the simplest manner.
- Worthwhile from weld lengths of 1.20 m/4 ft.
- Swiss Quality you can rely on.
- Due to (51 mm/2 inches) minimum distance from the wall, there is only one required joint along the weld seam, and THAT saves time!
- Weighting in at 6.6 kg / 15 lbs (incl. TRIAC AT / nozzles) the MINIFLOOR is a lightweight and easily transportable solution.
- **NEW:** Improved directional stability!

Technical Data			
MINIFLOOR		Drive Unit only	with TRIAC AT
Voltage	V~	100 – 230	100 / 120 / 230
Frequency	Hz	50/60	50/60
Power	W	5	1600
Temperature	°C		40 – 620
Air flow range	%		20 – 100%
Drive speed	m/min	0.5 – 4.5	0.5 – 4.5
Control		Closed-loop	Closed-loop/Display
Blower			Brush motor
Welding seam	mm		2.5 / 3.5
Size (L × W × H)	mm	310 × 225 × 245	495 × 225 × 295
Weight	kg	5.3	6.6 (incl. Nozzles)
Conformity marks		CE	CE
Protection class I		⊕	⊕ ⊞

Accessories MINIFLOOR Drive Unit

		TRIAC AT / TRIAC ST All models and part numbers can be found at page 10/11	
		154.266	Storage case MINIFLOOR
		156.531	Carrying strap for Leister Case
		154.723	Rubber pads for TRIAC-bracket (old generation Ø 64 mm)
		100.303	Ø 5 mm, tubular nozzle, push-fit
		105.432 105.433	Speed weld nozzle, with small air-slide, push-fit on Ø 5 mm tubular nozzle Ø 4 mm
		159.436	Replacement Guide wheel 2.0 mm
		163.870	Additional weight, increases the directional stability. Compatible with previous models

MINIFLOOR Drive Unit

Article No.:

- 154.330 MINIFLOOR drive unit, with EU-plug; 230 V
- 154.334 MINIFLOOR drive unit, with CH-plug; 230 V
- 154.337 MINIFLOOR drive unit, with UK-plug; 110 V
- 157.685 MINIFLOOR drive unit, with UK-plug; 230 V
- 154.338 MINIFLOOR drive unit, with AUS-plug; 230 V
- Scope of delivery: Plastic case, Roller Holder, Rubber pad set Ø 57 - Ø 60 mm, Velcro fastener 2 pcs, Operating Manual
- 154.335 MINIFLOOR drive unit, with US/JP-plug; 120 V
- 154.336 MINIFLOOR drive unit, without plug; 230 V
- Scope of delivery: Plastic case, Roller Holder, Rubber pad set Ø 57 - Ø 60 mm, Rubber pad set Ø 64 - Ø 65 mm, Velcro fastener 2 pcs, Operating Manual

General accessories



UNIFLOOR 500 – automatic, efficient, quiet

The automatic floor welder, UNIFLOOR 500, is suitable for welding resilient floor coverings made of plastic and antistatic ESD floors, as well as natural coverings made of linoleum and rubber.

Automatic floor welder

UNIFLOOR 500

1



Automatic Nozzle Positioning (ANP) from Leister

Thanks to Automatic Nozzle Positioning (ANP), the hot air blower can be rotated in and out automatically by pressing the start button; the hot air blower rotates out automatically on contact with any wall.

2



Foldable pressure roller

Thanks to the fold-up pressure roller, the welding rod can be inserted easily and without tilting the UNIFLOOR 500.


3



Matching tools

A side cutter has been integrated into the transport axis, so users always have the right tool for cutting the welding rod.

- reliable
- user-friendly
- universal
- quiet
- secure





Technical Data

Voltage	V~	230 / 120 / 100
Power	W	2300 / 1800 / 1500
Temperature	°C	100 – 560
Frequency	Hz	50/60
Weight	kg	15.5 (incl. de-reeler and 3m cable)
Speed	m/min	0.7 – 7.5
Air flow range	%	45 – 100
Size L × W × H	mm	420 × 270 × 215
Nozzle outlet	mm	1.6 (universal use)
Conformity marking	CE	
Protection class I	⊕	

Article numbers

169.612	UNIFLOOR 500, 230 V / 2300 W, EU plug
169.613	UNIFLOOR 500, 230 V / 2300 W, industrial plug
169.614	UNIFLOOR 500, 230 V / 2300 W, CH plug
169.615	UNIFLOOR 500, 120 V / 1800 W, US plug
169.616	UNIFLOOR 500, 120 V / 1800 W, with out plug
169.617	UNIFLOOR 500, 100 V / 1500 W, JP plug

Scope of delivery:

UNIFLOOR 500 incl. de-reeler, nozzle adjustment gauge, hex key, torx key, quick guide, transportation box



116.798 Brass wire brush with wooden handle



169.251 Side cutter



170.556 Nozzle adjustment gauge



145.582 Heating elements 230 V / 2200 W
165.176 Heating elements 120 V / 2100 W
165.179 Heating elements 100 V / 1600 W







GROOVER 500 LP – Grooving Cordless, Powerful, Reliable

Grooving – even on uneven floors of plastic or natural materials, close to the edge or along a guide rail – all in a day’s work for the GROOVER 500-LP cordless grooving machine from Leister. No more messy rat’s nests of cables and tedious searching for electric power sockets on site. Your GROOVER 500-LP lets you switch from one room to another in no time. Cordless, powerful, reliable - that’s your GROOVER 500-LP.

Grooving machine

GROOVER 500-LP

- | | | |
|---|---|--|
| 1 |  | Cordless battery operation
with maximum flexibility |
| 2 |  | LED light
for illuminating the grooving area |
| 3 |  | Side stop
for grooving along rails |
| 4 |  | Sensing roller
for reliable grooving – even on uneven floors |



Manufactured
by Leister China



Practical, useful and handy machine for use by flooring installer, floor layer, floor covering fitters, contractors and interior decorators.



The vacuum cleaner adapter allows to connect the tool to a vacuum cleaner. Highest suction performance is guaranteed.

Grooving machine

GROOVER 500-LP



- **General-purpose milling cutter blade** for plastic and natural floor coverings
- Particularly stable on the **three-point stand**
- **Adjustable side roller** for reliable grooving on pimped floor coverings
- **Optimized rear guide roller** for precise positioning

Technical data

Battery voltage	V ===	18
Battery capacity Li-Ion	Ah	5.0
Charger voltage	V~	230; 120
Cutting speed	rpm	5000
Blade diameter	mm	130
Groove depth adjustment	mm	0 - 6, infinitely variable
Size (L x W x H)	mm	445 x 212 x 336
Weight (incl. dust bag)	kg	5.5
Conformity mark		CE
Protection class II		□

Article No.:

- 167.451 GROOVER 500-LP, 230 V, Universal tungsten carbide tipped blade, Ø 130 x 3.5 mm, T12, parabolic profile, with CH / EU plug
- 168.171 GROOVER 500-LP, 120 V, Universal tungsten carbide tipped blade, Ø 130 x 3.5 mm, T12, parabolic profile, with US plug

Included with purchase: Grooving machine, 2x battery pack LP18/5.0, charger, vacuum cleaner adapter, dust bag black, dust pipe, union nut, hex key, quick guide, transportation box

Accessories GROOVER 500-LP

	167.024 Poly crystalline diamond tipped blade, Ø 130 x 3.5 mm, T6, conical profile
	167.025 Universal tungsten carbide tipped blade, Ø 130 x 2.8 mm, T12, parabolic profile
	167.026 Universal tungsten carbide tipped blade, Ø 130 x 3.5 mm, T12, parabolic profile
	167.027 Universal carbide milling blade, Ø 130 x 4.5 mm, T12, parabolic form
	168.946 Rear guide roller 4.5 mm
	168.955 Roller adjustment tool
	166.642 Vacuum cleaner adapter, connection diameter 27 mm / 36 mm
	166.869 Dust bag black

GROOVER: Dust-free milling.

The GROOVER grooving machine cuts welding grooves into thick, tough floor coverings made of PVC-P, PE and linoleum. The tool glides on three rollers and cuts a uniform groove depth, even at high speeds.



Strong drive suitable for PVC, PUR and linoleum materials.

Grooving machine

GROOVER



- Cuts grooves into of all types of floor coverings
- Extremely high, two stage cutting speeds
- Adjustable guide roller for tracking accuracy
- Reduced dust particles when used with dust bag
- Cutting close to the edge possible

Technical Data

Voltage	V~	120 / 230
Power	W	350 / 700 (2 levels)
Cutting speeds	rpm	Level 1: 14 500 (350 W) Level 2: 18 500 (700 W)
Groove depth adjustment	mm	0 – 4
Size (L × W × H)	mm	240 × 205 × 255
Weight	kg	6.7 (with 3 m cable)
Conformity marking		CE
Approval mark		Ⓢ
Protection class II		□

Accessories GROOVER

	102.401 Ø 110 × 3.5 mm, tungsten carbide-tipped blade, trapezium profile
	102.402 Ø 110 × 4 mm, tungsten carbide-tipped blade, round profile
	102.403 Ø 110 × 2.8 mm, tungsten carbide-tipped blade, round profile
	102.405 Ø 110 × 3.5 mm, tungsten carbide-tipped blade, round profile
	102.406 Ø 110 × 3.5 mm, diamond cutting blade, semi-round profile
	126.448 Storage case (included with purchase)

Article No.:

108.393	GROOVER 230 V, tungsten carbide tipped blade Ø 110 x 3.5 mm, trapezium profile, with Euro plug, storage case
111.032	GROOVER 230 V, tungsten carbide tipped blade Ø 110 x 3.5 mm, round profile, with Euro plug, storage case
108.397	GROOVER 120 V, tungsten carbide tipped blade Ø 110 x 3.5 mm, trapezium profile, with UK plug yellow, storage case
112.238	GROOVER 230 V, tungsten carbide tipped blade Ø 110 x 3.5 mm, trapezium profile, with UK plug, storage case
108.395	GROOVER 120 V, tungsten carbide tipped blade Ø 110 x 3.5 mm, trapezium profile, with US plug polarized, storage case
109.930	GROOVER 230 V, tungsten carbide tipped blade Ø 110 x 3.5 mm, trapezium profile, with AUS plug, storage case

GROOVY: Lightweight and handy.

The new “GROOVY” gouging tool is the lightweight, handy tool for the experienced layer of plastic floor coverings made of PVC or linoleum. Its ergonomic shape makes it possible to achieve the desired groove width and depth up to the connecting walls, defined and clean-cut, with little pressure.

Gouging tool

GROOVY






- Lightweight and handy
- Groove preparation without milling
- Clean transition from machine-milled groove to the closure
- Ideal for surfaces that are small and difficult to access
- Precise work thanks to roller guide
- Groove gouging up to connecting walls
- Adjustable groove depth

Technical Data		
Groove width	mm	3.5
Groove depth	mm	0.5 – 2.5
Size (L × W × H)	mm	180 × 42 × 92
Weight	kg	0.290

Article number:
150.809 Gouging tool “GROOVY” 3.5 mm for elastic floor coverings

Accessories GROOVY

	151.394 Protective plug
	150.815 Blade Ø 3.5 mm 154.717 Blade Ø 2.5 mm
	154.279 Replacement Guide wheel Guide wheel 1.8 mm

Ideal for surfaces that are small and difficult of access



Executing clean grooves up to connecting walls



Precise and simple guidance thanks to integrated guide rollers



EASYFLOOR: Hot air blower holder for hand welding.

The EASYFLOOR device holder fits all TRIAC models and enables stable device guidance during manual welding. It is a valuable aid in closing joints in PVC, linoleum and rubber flooring.

Hot air blower holder

EASYFLOOR



- Stable, precise hot air blower guide
- Safe welding position when joint closing
- Easy closing of resilient floor coverings
- Fatigue-free manual joint welding
- Holder for safe positioning of the hot air hand tool

Technical Data

Weight	kg	0.370
--------	----	-------

Article No.:

173.478 EASYFLOOR

Accessories EASYFLOOR



154.723 Rubber insert set Ø 64 mm



TRIAC ST EASYFLOOR Kit



- Six piece kit for floor installation
- EASYFLOOR for higher quality in manual welding
- Easy cleaning thanks to cylinder brush
- Spare heating element included in the kit
- Stepless temperature control

Article No.:


163.136	TRIAC ST, 230V / 1600W, EASYFLOOR Kit, EU plug
163.243	TRIAC ST, 120V / 1600W, EASYFLOOR Kit, US plug

The set includes the following items:

Acc. Kit	TRIAC ST (120/230V)
173.478	EASYFLOOR
100.303	Tubular nozzle (Ø 31.5) Ø 5 mm, 37 mm
105.433	Speed welding nozzle (Ø 8.0) Profile D Ø 5
114.239	Cylinder brush, brass Ø 5 mm
Acc. Kit	Spare heating element (120/230V)



General accessories

	100.303 107.144	Tubular nozzle Ø 5 mm, 15° angled, push-fit (TRIAC) Ø 5 mm, 15° angled, push-fit (HOTJET)
	105.576 131.867	Tubular nozzle Ø 5 mm, 90° angled, push-fit (TRIAC) Ø 5 mm, 90° angled, push-fit (HOTJET)
	105.575 105.429 105.567	Tubular nozzle Ø 5 mm, 100 mm, straight (TRIAC) Ø 5 mm, 200 mm, straight (TRIAC) Ø 5 mm, 150 mm, straight (HOTJET)
	105.431 105.432 105.433	Speed weld nozzle 3 mm, with small air-slide, push-fit on Ø 5 mm tubular nozzle 4 mm, with small air-slide, push-fit on Ø 5 mm tubular nozzle 5 mm, with small air-slide, push-fit on Ø 5 mm tubular nozzle
	107.139 107.137	Speed weld nozzle 4.5 × 12 mm for fillet weld, push-fit on Ø 5 mm tubular nozzle 8 mm welding, push-fit on Ø 5 mm tubular nozzle
	159.848 160.550	Speed weld nozzle 5 mm, with small air-slide, curved, push-fit on 5 mm tubular nozzle 3 mm, with small air-slide, curved, push-fit on 5 mm tubular nozzle
	106.992 106.993	Speed welding nozzle, push-fit on Ø 5 mm tubular nozzle 5.7 mm, profilee A 7 mm, profilee B
	165.937	Smoothing Nozzle push-fit on Ø 5 mm tubular nozzle
	107.270	Wide slot nozzle 150 × 12 mm, push-fit (ELECTRON ST)
	142.281	Scraper nozzle (ELECTRON ST)
	148.933	Protective tube (ELECTRON ST)
	151.068	Tool stand (ELECTRON ST) (recco- mended)
	106.970 106.971	Pressure roller for welding rods Ø 4 – 5 mm for welding rods Ø 2 – 4 mm
	106.966 106.968	Hand grooving tool Spare blades for hand grooving tool

	150.809	Gouging tool "GROOVY" 3.5 mm for elastic floor coverings
	150.815 154.717	Blade Ø 3.5 mm Blade Ø 2.5 mm
	157.544	Leister Universal scissors 260 mm with special shaft grinding
	117.000	Trimming knife with 0.6 mm spacer for vinyl and linoleum with 5 spare blades included
	117.005	5 spare blades
	117.007	1 universal spacer 0.6 mm
	106.969	Quarter Moon Knife including leather case, 100 mm stainless steel blade
	122.541	Trimming guide, to use with spatula (106.969)
	137.855	Leister cutter with four spare blades
	138.902	Hooked blade for LEISTER-cutter (10 dispenser with 10 pcs=100 pcs)
	138.539	Straight-edge blade for LEISTER-cutter (10 dispenser with 10 pcs = 100 pcs)
	116.798	Brass brush
	142.647	Brass brush Ø 3 mm
	160.353	Cable cord roller 25 m PUR 5 × 2.5 mm², with 1 × CEE 400 V and 2 × EU socket 230 V
	161.152	Cable cord roller 25 m PUR 5 × 2.5 mm², with 1 × CEE 400 V and 2x T23 CH socket 230 V
	161.207	Cable cord roller 25 m PUR 5 × 2.5 mm², with 1 × CEE 400 V and 2 × Typ E with ground pin socket 230 V
	164.048	Cable cord roller 45 m, 4 × 230 V, EU socket
	160.015	Cable extension cord 15 m PUR 5 × 2.5 mm², with CEE 400 V plug
	159.239	Cable extension cord 15 m PUR 3 × 2.5 mm², with EU plug 230 V

More at the new accessories catalog at www.leister.com/accessories

Legal Information

Contents

We take the greatest care in presenting correct, complete and up-to-date information. However, we can assume no responsibility whatsoever for the information offered in this catalog. We reserve the right to modify or update all information at any time without prior notice.

Copyrights and trademarks

All text, images, graphics as well as their arrangement are subject to copyright protection and other laws on the protection of intellectual property. The reproduction, alteration, transmission or publication of this catalog in part or in its entirety, except for personal, non-commercial use, is prohibited in all possible forms.

All the marks featured in this catalog (protected all brand marks, logos and business names) are the property of Leister Technologies AG or third parties and may not be used, permanently downloaded, copied or distributed without prior written consent.

Specifications

Specifications are subject to change at any time without prior notice.

© Copyright by Leister.



Have a look on:

www.youtube.com/user/leisterswitzerland



Like and share us on:

www.facebook.com/leisterworld




Follow us on Twitter:

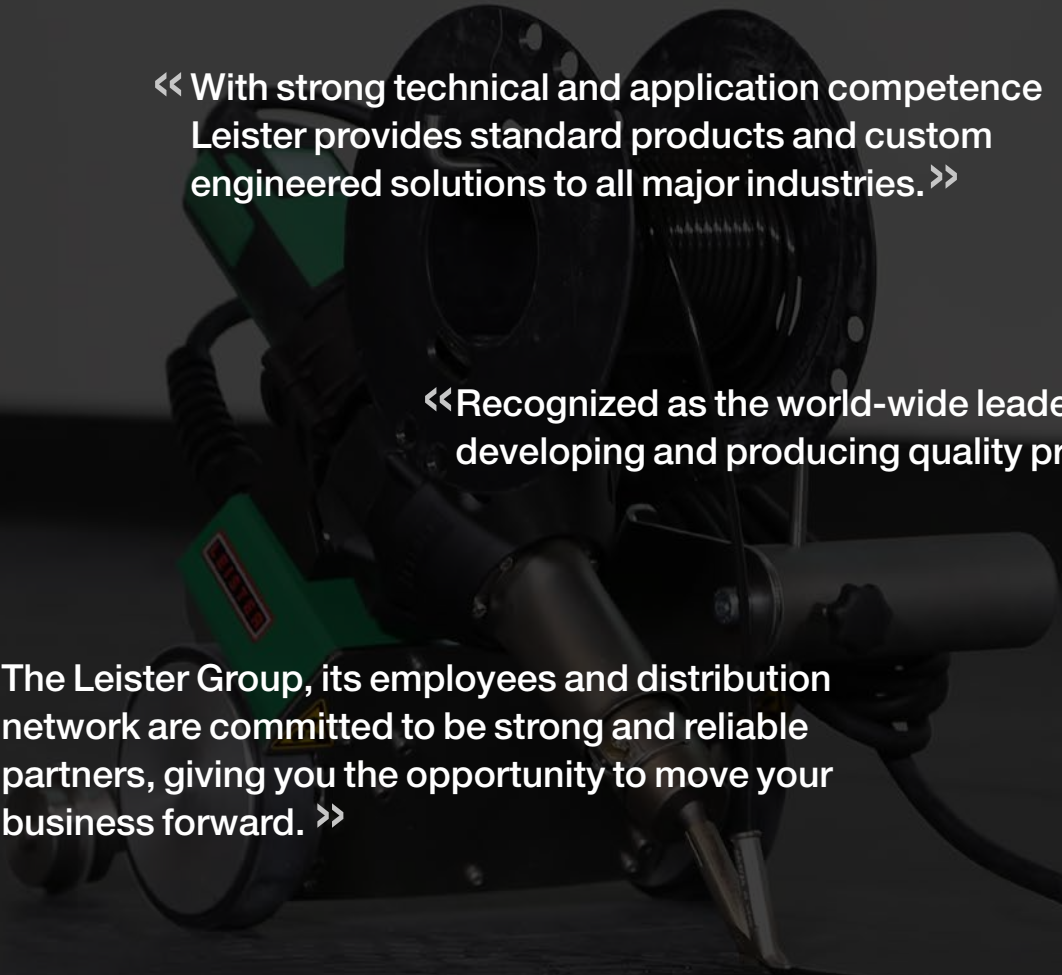
twitter.com/leisterworld



join us on LinkedIn:

www.linkedin.com/company/leister-technologies-ag





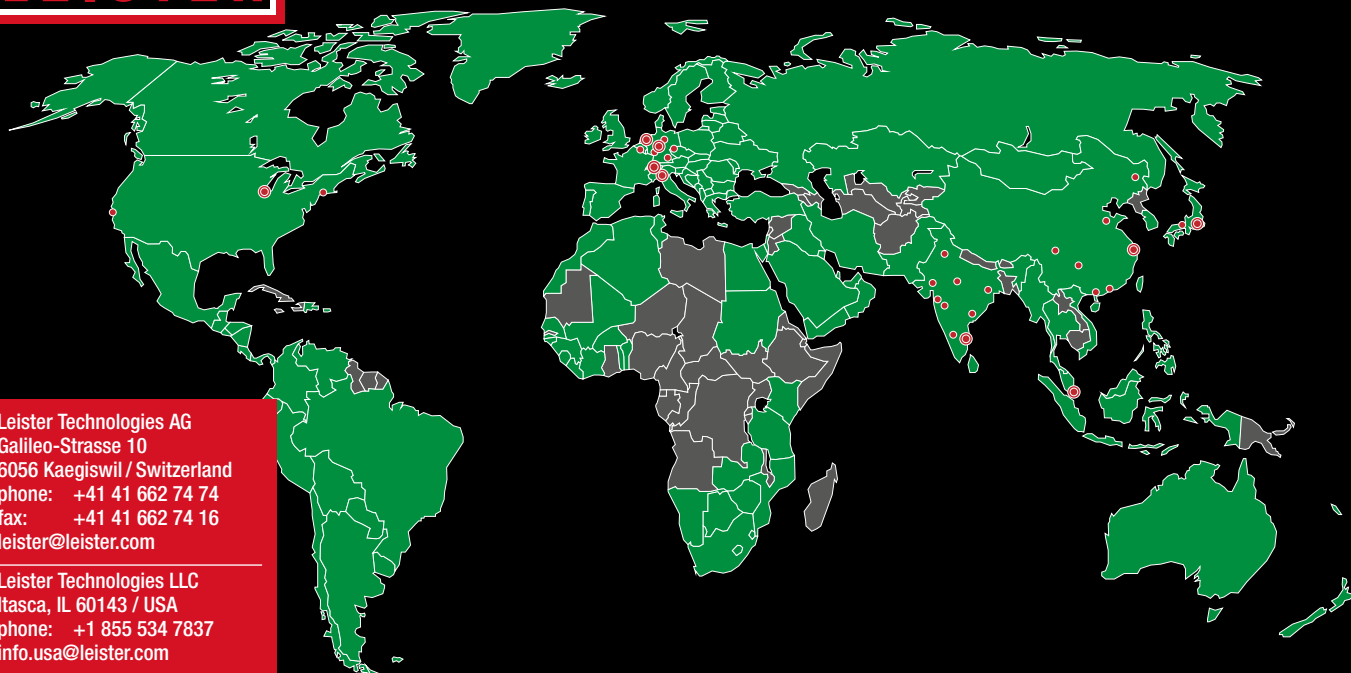
«Leister – the synonym for quality,
innovation and technology. »»

« With strong technical and application competence
Leister provides standard products and custom
engineered solutions to all major industries. »»

«Recognized as the world-wide leader in
developing and producing quality products.

« The Leister Group, its employees and distribution
network are committed to be strong and reliable
partners, giving you the opportunity to move your
business forward. »»

« Serving all corners of the globe since 1949,
with representation in over 100 countries we are
local world wide and close to our customers. »»



Leister Technologies AG
Galileo-Strasse 10
6056 Kaegiswil / Switzerland
phone: +41 41 662 74 74
fax: +41 41 662 74 16
leister@leister.com

Leister Technologies LLC
Itasca, IL 60143 / USA
phone: +1 855 534 7837
info.usa@leister.com

Leister Technologies Ltd.
Shanghai 201 109 / PRC
phone: +86 21 6442 2398
leister@leister.cn

Leister Technologies KK
Yokohama 222-0033 / Japan
phone: +81 45 477 3637
sales-japan@leister.com

Leister Technologies Benelux BV
3991 CE Houten / Nederland
phone: +31 (0)30 2199888
info@leister.nl

Leister Technologies Italia s.r.l.
20054 Segrate / Italia
phone: +39 02 2137647
sales@leister.it

Leister Technologies India Pvt
600 041 Chennai / India
phone: +91 44 2454 3436
info@leister.in

Leister Technologies
Deutschland GmbH
42103 Wuppertal / Germany
phone: +49 202 87 00 6
info.de@leister.com

Our close worldwide network of more than 130 Sales and Service Centres in more than 100 countries.

Europe:

Andorra
Austria
Belgium
Cyprus
Denmark
Finland
France
Germany
Greece
Iceland
Ireland
Italy
Luxembourg
Malta
Monaco
Netherlands
Norway
Portugal
Liechtenstein
San Marino
Spain

Sweden
Switzerland
Turkey
United Kingdom
Vatican
Albania
Armenia
Azerbaijan
Belarus
Bosnia-Herzegovina
Bulgaria
Croatia
Czech Republic
Estonia
Georgia
Hungary
Kosovo
Latvia
Lithuania
Macedonia
Moldova
Montenegro

Poland
Romania
Russia
Serbia
Slovakia
Slovenia
Ukraine

Americas:

Canada
Mexico
U.S.A.
Belize
Costa Rica
El Salvador
Guatemala
Honduras
Nicaragua
Panama
Argentina
Bolivia
Brazil

Chile
Colombia
Ecuador
Peru
Venezuela

Central Asia:

Kazakhstan
Kyrgyzstan
Tajikistan
Turkmenistan
Uzbekistan

Middle East:

Bahrain
Iran
Iraq
Israel
Jordan
Qatar
Saudi Arabia
U.A.E

Africa:

Algeria
Botswana
Egypt
Ivory Coast
Kenya
Lesotho
Libya
Malawi
Morocco
Mozambique
Namibia
North Sudan
South Africa
Swaziland
Tunisia
Zambia
Zimbabwe

Asia Pacific:

Bangladesh
Greater China
India
Indonesia
Japan
Korea
Malaysia
Mongolia
Philippines
Singapore
Sri Lanka
Thailand
Vietnam

Oceania:

Australia
New Zealand

© Copyright by Leister, Switzerland

Your Leister Sales and Service Center: