

ENVIRONMENTAL PRODUCT DECLARATION

as per ISO 14025 and EN 15804+A2

| | |
|--------------------------|--------------------------------------|
| Owner of the Declaration | Unilin B.V. Division Panels |
| Publisher | Institut Bauen und Umwelt e.V. (IBU) |
| Programme holder | Institut Bauen und Umwelt e.V. (IBU) |
| Declaration number | EPD-UNI-20230378-IBJ1-EN |
| Issue date | 31.10.2023 |
| Valid to | 30.10.2028 |

Unilin Medium Density Fiberboard Unilin B.V. Division Panels

www.ibu-epd.com | <https://epd-online.com>



1. General Information

Unilin B.V. Division Panels

Programme holder

IBU – Institut Bauen und Umwelt e.V.
Hegelplatz 1
10117 Berlin
Germany

Declaration number

EPD-UNI-20230378-IBJ1-EN

This declaration is based on the product category rules:

Wood-based panels, 01.08.2021
(PCR checked and approved by the SVR)

Issue date

31.10.2023

Valid to

30.10.2028



Dipl.-Ing. Hans Peters
(Chairman of Institut Bauen und Umwelt e.V.)



Florian Pronold
(Managing Director Institut Bauen und Umwelt e.V.)

Unilin Medium Density Fiberboard

Owner of the declaration

Unilin B.V. Division Panels
Ooigemstraat 3
8710 Wielsbeke
Belgium

Declared product / declared unit

1 m³ Unilin medium density fiberboard (637 kg/m³)

Scope:

The scope of this EPD extends to Unilin's entire raw medium density fiberboard (MDF) range. The values declared refer to the sales-weighted average product. These are produced in following manufacturing sites:

- Bazeilles, France
- Vielsalm, Belgium

The owner of the declaration shall be liable for the underlying information and evidence; the IBU shall not be liable with respect to manufacturer information, life cycle assessment data and evidences.

The EPD was created according to the specifications of EN 15804+A2. In the following, the standard will be simplified as *EN 15804*.

Verification

| | |
|--|------------|
| The standard EN 15804 serves as the core PCR | |
| Independent verification of the declaration and data according to ISO 14025:2011 | |
| <input type="checkbox"/> | internally |
| <input checked="" type="checkbox"/> | externally |



Mr Olivier Muller,
(Independent verifier)

2. Product

2.1 Product description/Product definition

A medium density fiberboard is a versatile engineered wood product designed for various applications. It is generated by compressing wood fibers and glue under high pressure and temperature, resulting in a smooth, homogeneous panel with excellent strength and dimensional stability.

For the placing on the market of the product in the European Union/European Free Trade Association (EU/EFTA) (with the exception of Switzerland) *Regulation (EU) No. 305/2011 (CPR)* applies. The product needs a declaration of performance according to:

- EN 13986:2004+A1:2015, *Wood-based panels for use in construction – Characteristics, valuation of conformity and marking*
- EN 622-5:2010, *Fibreboards - Specifications - Part 5: Requirements for dry process boards (MDF)*

For its application and use the respective national provisions apply.

The results in this EPD refer to the environmental impact of a raw MDF board with a sales-weighted average. The composition of this product was obtained by averaging Unilin's entire MDF portfolio using the annual sales volumes as weighting factor. The declared impact is thus representative for the following commercial references (available in thicknesses 6 - 40 mm):

- Fibrabel (Black) (LF+/NAF)
- Fibrabel Featherlight/Exteremlight/Ultralight (LF+/NAF)
- Fibrabel FR (Uncoloured) (Class C/XP/Wheelmark)
- Fibrabel MR (Uncoloured) (FR) (NAF/LF+) (MR50)
- Fibralux FR (Black/Uncoloured) (Class C/XP/Wheelmark))
- Fibralux MR (FR) (Black/Grey/Uncoloured) (NAF/LF+) (MR50)
- Fibralux (Plus/Ultralight) (LF+/NAF)
- Fibralux Pro (P/MR) (Uncoloured) (LF+/NAF/Svanen)
- RWH (LF+) (TG)
- Fibrofit (Ultralight/FI) (Charcoal) (LF/LF+)
- Fibrofit MR (Uncoloured) (LF/LF+)
- Fibromax (FI) (LF/LF+)
- Fibromax MR (Uncoloured) (LF/LF+)
- Fibromax Pro (MR/FI) (LF/LF+)(Uncoloured)

The values for specific commercial references can vary from the declared ones. Please contact Unilin's sales team or info.panels@unilin.com for more information.

2.2 Application

Unilin's MDF boards are highly versatile and used in both structural and non-structural applications. The surface variety accommodates the use of a versatile range of finishes and coatings, making the material easy to use in many different designs and applications.

The product is predominantly used with a coated surface. Fiberboards are typically used in furniture as counters, worktops, displays, wall coverings. MDF boards are also suitable for manufacturing doors and frames (coated, foiled, painted) and can be milled due to their homogeneous structure.

Unilin Fiberboards can be used in a variety of applications, classified according *EN 622-5:2010* :

- MDF : General purpose boards for use in dry conditions

- MDF.H : General purpose boards for use in humid conditions
- MDF.LA : Load-bearing boards for use in dry conditions
- MDF.HLS : Load-bearing boards for use in humid conditions
- L-MDF : Light MDF boards for use in dry conditions
- L-MDF.H : Light MDF boards for use in humid conditions
- UL1-MDF : Ultra-light MDF boards for use in dry conditions
- UL2-MDF : Ultra-light MDF boards for use in dry conditions
- MDF.RWH : For use in rigid underlays in roofs and walls

2.3 Technical Data

Technical characteristics vary by product variant and thickness. More detailed product-specific data, technical data sheets and the CE declaration of performance are available on www.unilinpanels.com.

Constructional data

The table below summarizes the technical performance of Unilin's raw MDF range for some parameters. The values below apply to the product range. More information on these ranges and additional parameters is available at the product's "Declaration Of Performance" on www.unilinpanels.com. Specific properties of the declared sales-weighted product are available in 3.10.

| Name | Value | Unit |
|---------------------------|--|-------------------|
| Gross Density (EN 323) | 350 - 750 | kg/m ³ |
| Bending strength (EN 310) | 25 - 30 | N/mm ² |
| E-modulus (EN 310) | 560 - 2700 | N/mm ² |
| Swelling 24h (EN 317)) | 8 - 14 | % |
| Tensile strength (EN 319) | 0.15 - 0.75 | N/mm ² |
| Formaldehyde | E1(*); E0.5 (**); CARB/TSCA Title VI (***) ; F****(****) | |

Different formaldehyde emission standards are available :

(*) E1 - According to *EN 13986+A1:2015* :

- a limit value of 0.1 ppm may not be exceeded by *EN 717-1* emission chamber method OR
- a limit value of 8 mg HCHO/100 g according to *ISO 12460-5*

(**) E0.5 - According to the ChemVerbotsV :

- a limit value of 0.1 ppm according to *EN 16516* OR
- a limit value of 0.05 ppm according to *EN 717-1*

(***) CARB 2/TSCA Title VI - According to California Air Resources Board & the US Toxic Substances Control Act (TSCA Title VI) :

- a limit value of 0.13 ppm (thickness < 8 mm) according to *ASTM E1333* or *ASTM D6007*
- a limit value of 0.11 ppm (thickness ≥ 8 mm) according to *ASTM E1333* or *ASTM D6007*

(****) F**** - According to Japanese standard *JIS A 5908*

- a limit value of 0.3 mg/L according to *JIS A 1460* desiccator

Performance data are consistent with the product's declaration of performance with respect to its essential characteristics according to:

- EN 13986:2004+A1:2015, Wood-based panels for use in construction – Characteristics, valuation of conformity and marking
- EN 622-5:2010, Fibreboards - Specifications - Part 5: Requirements for dry process boards (MDF)

2.4 Delivery status

Unilin offers its fiberboard range in a variety of sizes, the most common ones being:

- 1220 x 2440 mm
- 1220 x 3050 mm
- 1310 x 3050 mm
- 2070 x 2800 mm
- 2070 x 4100 mm
- 2200 x 3660 mm

These are available in thicknesses ranging from 6 to 40 mm. Other dimensions can be produced on request. Please contact info.panels@unilin.com.

2.5 Base materials/Ancillary materials

The table below details the sales-weighted average composition for 1 m³ of the Unilin MDF board. This product has a density of 637 kg/m³ and consists of fresh wood, glue, additives and moisture. The glue is either based on a (melamine) urea formaldehyde (M(UF)) mixture or pMDI (polymeric form of 4,4'-Methylene diphenyl diisocyanate). The additives added depend heavily on the specific commercial reference (e.g. wax emulsion, fire retardant based on inorganic salts).

| Name | Value | Unit |
|------------|-------|------|
| Fresh wood | 81 | % |
| Glue | 11 | % |
| Additives | 2 | % |
| Moisture | 6 | % |

The fresh wood is 100 % recovered wood, predominantly sourced from sustainable forest management activities and sawmills (residues & co-products), and mainly consists of spruce, beech and birch.

The composition of specific commercial references can differ from the values depicted above and can be obtained by reaching out to info.panels@unilin.com.

Unilin's fiberboard range contains no Substances of Very High Concern (SVHCs) or Category 1A or 1B CMR-substances (as defined by ECHA) above 0.1 % by weight: **No**
The fiberboards further contain no biocides as defined under the *EU Biocidal Products Ordinance No. 528/2012* nor are the boards treated with such substances.

2.6 Manufacture

1. Round wood is collected to produce the fiberboards.
2. The bark is removed from the round wood logs.
3. The logs are chopped to wood chips.
4. The wood chips are defibrated under high pressure in a refiner.
5. The board is produced by introducing the fiberboard into a press, which compresses it under higher pressure and temperature.
6. The board is sanded, cut into panels and finished depending on the intended application.

2.7 Environment and health during manufacturing

Unilin's plant management policy is fully integrated in the daily operation and governance of its production plants. The aim is to adhere to legal requirements, minimize negative environmental effects on its neighbors, co-workers and surroundings, and

constantly improve environmental performance. The Bazeilles plant is ISO 9001 and ISO 50001 certified. The Vielsalm site is certified under ISO 9001, ISO 14001 and ISO 45001.

The implementation of Unilin's One Home Sustainability Strategy and its Zero Harm Safety Policy have further set clear targets to among others reduce the carbon footprint of its production activities, enhance the overall resource efficiency and improve the safety and well-being at its production sites.

2.8 Product processing/Installation

The Unilin MDF board can be processed (e.g. sawing, milling, drilling) using common utility tools and machinery. It is advised to wear a dust mask when tools are used without dust extraction. More specific processing and health information is available at www.unilinpanels.com.

2.9 Packaging

Packaging is used to protect the product from damage during transport. Wood-based pallets, cardboard, paper labels, stretch foil and PET/steel-based packaging straps are used as packaging materials.

2.10 Condition of use

The product's composition remains unchanged during its use and is therefore the same as stated in section 2.5. The glue and additives are permanently bonded to the wood through an irreversible curing process.

2.11 Environment and health during use

Based on current knowledge, using the Unilin fiberboard as intended poses no risks to health, water, air or soil. Small amounts of natural wood constituents could potentially be released, but aside from negligible amounts of formaldehyde, no harmful emissions have been detected.

2.12 Reference service life

The reference service life (RSL) of the product depends significantly on its field of use. Please contact Unilin's sales team or info.panels@unilin.com for more specific information on the product's lifespan in a given set of conditions.

The fiberboard's RSL can vary from 10 to 40 years depending on its area of application; according to the *BBSR* table "BNB Nutzungsdauern von Bauteilen (2017)".

2.13 Extraordinary effects

Fire

The fire resistance of the Unilin MDF board depends heavily on its chemical composition (i.e. presence of fire retardants). The products have the following fire behaviour (according to *EN13501-1*):

CE AVCP Class 4 :

- Standard/Moisture Resistant fiberboards (excl. fire retardant): D-s2,d0 (≥ 9mm & Bulk density > 600 kg/m³)

CE AVCP Class 1 :

- Fibrabel FR: B-s2,d0 (10-15 mm), B-s1,d0 (15-30 mm)
- Fibrabel FR XP: C-s2,d0 (12-25 mm)
- Fibrabel MR FR NAF: B-s1,d0 (12 - 25 mm)
- Fibralux FR: B-s2,d0 (6-12 mm), B-s1,d0 (12-30 mm)
- Fibralux FR Black: B-s2,d0 (9-15.9 mm), B-s1,d0 (16-19 mm)
- Fibralux FR (UC) XP: C-s2,d0 (6-25 mm)
- Fibralux FR MR NAF: B-s1-d0 (6-30 mm)

Fire reaction classes are part of the CE Declaration of Performance available on Unilin Panels website www.unilinpanels.com.

Water

The Unilin fiberboard does not contain substances that may potentially contaminate water through leaching. However, it is important, to ensure that the product is not subjected to continuous exposure to moisture. Prolonged contact with water may result in the degradation of the product.

Mechanical destruction

When subjected to mechanical stress, the product displays a tendency towards brittleness. This could result in the formation of sharp broken edges, which may pose a risk of injury.

2.14 Re-use phase

Reuse

When a building or furniture has reached its end-of-life phase, the Unilin fiberboard can easily be abstracted and collected if selective dismantling/sorting takes place. After collection, the end-of-life fiberboard can be reused for the same (or different) purpose if possible.

Energy Recovery

In line with the cascading use of wood-based products, the reuse of the end-of-life MDF should be prioritized. However, if this is not feasible, the board can be used as a secondary fuel in approved energy power plants. Its relatively high calorific value enables power plants to effectively produce renewable heat and electricity.

2.15 Disposal

Jobsite and post-consumer MDF-waste (e.g. from demolition projects) should be reused/recycled where possible, in line with the cascade principle. Should this not be possible, the waste must be utilized for energy recovery as opposed to being landfilled (in accordance with EWC waste codes 170201/030105).

Waste from packaging materials, which protect the product from damage during transport, can be reused and recycled if sorted correctly.

2.16 Further information

Please contact Unilin's sales team or reach out to info.panels@unilin.com for additional information.

3. LCA: Calculation rules

3.1 Declared Unit

The declared information and values refer to 1 m³ of Unilin MDF board with a sales-weighted average composition and density of 637 kg/m³.

Declared unit and mass reference

| Name | Value | Unit |
|---------------|-------|-------------------|
| Declared unit | 1 | m ³ |
| Gross density | 637 | kg/m ³ |

The composition of the Unilin fiberboard, for which values are declared in this EPD, was obtained by averaging Unilin's entire MDF portfolio based on the annual sales volumes. The product is manufactured at the Bazeilles and Vielsalm plants, which are both in the scope of this declaration.

3.2 System boundary

This is a cradle-to-gate EPD with options, including the following life cycle phases A1 - A3, C1 - C4 and D. The following processes have been considered for each of the modules:

A1 - A3: Product Stage

The production stage encompasses the extraction of raw materials (i.e. wood, glue, additives), their transportation to the production plants, and the subsequent manufacturing of the product. The required energy for production, ancillary materials, and production emissions are included. Energy and material input/output data were obtained from Unilin's fiberboard factories (Bazeilles and Vielsalm) as well as Unilin's glue factory.

A large share of the used thermal energy is derived from renewable sources, such as internal and external woody waste streams. Any remaining energy needs are met through the local grid in Belgium or France.

C1: Deconstruction/Demolition stage

It is assumed that the end-of-life fiberboard is manually dismantled from the building/furniture. The efforts involved in this process are considered negligible, leading to the absence of a declared environmental impact arising from the dismantling of the product.

C2: Transport to Waste Processing

This life cycle stage describes the impact of the end-of-life product's transport from the demolition site to the waste processing facility. A representative distance of 50 km is assumed.

C3: Waste Processing

Processing of the post-consumer MDF waste involves (preliminary) sorting and shredding of the material. The fiberboard is repurposed as a secondary fuel and undergoes energy recovery in module D. The material and its inherent properties (e.g. biogenic carbon and primary energy content) are thus exported from the system in C3.

C4: Waste Disposal

This module describes the loads and emissions attributed to the disposal of the product after waste processing. As the end-of-life product leaves the system in C3 as a secondary fuel, no environmental impact is declared in C4.

D: Loads and Benefits beyond the System Boundaries

Module D describes the loads and benefits related to the use of the end-of-life MDF as a secondary fuel. This involves the energy recovery of post-consumer fiberboard waste, where it replaces a European-averaged mix of electricity and heat.

The system boundary between subsequent systems is defined in accordance with *EN 15804+A2*, i.e. when the material reaches its end-of-waste state. End-of-life fiberboard reaches its end-of-waste state after a sorting and shredding step, as inventoried in C3. The material leaves the current system at module C3 and enters a subsequent system as a secondary fuel.

3.3 Estimates and assumptions

Specific, primary data have been used to the highest extent possible. In case of absence, estimates and assumptions were made to model reality as closely as possible. These assumptions are based on publicly available data and literature. Generic dataset from the *Ecolinvent 3.8* database have been used to model the impact of some raw materials and process-related parameters for which specific data was lacking.

End-of-life fiberboard leaves the product system in C3 as a secondary fuel, for which the benefits and loads are inventoried in module D. Here it is assumed that the secondary fuel substitutes electricity and heat in accordance with an average mix available on the European grid.

3.4 Cut-off criteria

All in- and outputs to the system under study have been included in the LCA. Primary data was used to the highest extent possible. If primary data was lacking, secondary data from EcolInvent was resorted to. Conservative assumptions were made using average or generic data in case of data gaps. These assumptions are based on publicly available (literature reported) data. As such, all processes, materials, or emissions expected to have a significant contribution to the environmental impact of the system under study were considered in the LCA. The total sum of omitted flows can therefore be deemed as significantly below the 5 % threshold of the system's energy and mass input, as stated in the *EN 15804+A2*.

3.5 Background data

The relevant background data was either taken from the *EcolInvent 3.8* database or peer-reviewed literature sources. Measures were taken to ensure that the used secondary data was no more than 10 years old. These data types allowed to map the background system in the LCA of the product under study.

3.6 Data quality

Data collection and necessary calculations were done in line with *ISO 14044*. Primary data was directly gathered from the designated person at Unilin's fiberboard and glue plants. It was ensured that the collected data accurately represented reality, so it can be assumed that the used primary data is of high quality.

The technological, geographical, and time-related representativeness of background data (e.g. from EcolInvent) was verified, as stated in *EN15804+A2*.

3.7 Period under review

Primary data, needed to calculate the LCA of the system under study, was collected for the year 2020 from the Bazeilles, Vielsalm and Unilin's glue production facility.

3.8 Geographic Representativeness

Land or region, in which the declared product system is manufactured, used or handled at the end of the product's lifespan: Western Europe

3.9 Allocation

In line with *EN 15804+A2* and *EN 16485*, the biogenic carbon and primary energy content of the wood have been balanced over the product's entire life cycle (A1 - C4) based on its inherent material characteristics and underlying physical flows. Fresh wood inventories were taken from *EcolInvent 3.8*. Here, it was made sure that the biogenic carbon and energy content reflect the physical relationships of the different wood-based materials.

The system boundary (and subsequent allocation) relating to the flow of the end-of-life product are as described in section 3.2.

3.10 Comparability

Basically, a comparison or an evaluation of EPD data is only possible if all the data sets to be compared were created according to *EN 15804* and the building context, respectively the product-specific characteristics of performance, are taken into account. Background data was used from the *EcolInvent 3.8* database.

4. LCA: Scenarios and additional technical information

Characteristic product properties of biogenic carbon

The values declared below describe the amount of biogenic carbon and stored biogenic CO₂ in the building product under study when it leaves the factory gate. These relate to 1 m³ of Unilin MDF board, with a sales-weighted average composition.

Biogenic carbon content at factory gate

The carbon uptake of the packaging materials is not included below as their end-of-life impact is not declared in module A5.

| Name | Value | Unit |
|------------------------------------|-------|---------------------------------------|
| Biogenic carbon content in product | 253.3 | kg C/m ³ |
| Stored carbon dioxide in product | 928.7 | kg CO ₂ eq./m ³ |

Note: 1 kg biogenic carbon is equivalent to 44/12 kg CO₂.

The following technical information is a basis for the declared modules or can be used for developing specific scenarios in the context of a building assessment if modules are not declared (MND).

Installation into the building (A5)

The end-of-life impact of the used packaging materials is not declared. However, its impact can be modelled based on the data given below for the sales-weighted average product.

| Name | Value | Unit |
|--------------------|---------|-------------------|
| Wood-based pallet | 1.06 | kg/m ³ |
| Cardboard | 0.39 | kg/m ³ |
| Paper | 0.039 | kg/m ³ |
| Stretch foil | 0.087 | kg/m ³ |
| PET straps | 0.0076 | kg/m ³ |
| Steel-based straps | 0.00044 | kg/m ³ |

Information on the reference lifetime can be found in section 2.12. Please contact Unilin's sales team or info.panels@unilin.com for more information.

End-of-life (C1-C4)

The following table provides the parameters required to model the end-of-life of the product under study. Since the product is not intended for extended outdoor use, it is assumed that its moisture content remains consistent with its state at the factory gate. The end-of-life product reaches its end-of-waste state after (preliminary) sorting and shredding. The losses during the sorting and shredding are assumed to have a negligible impact and are thus discarded. The material leaves the system as a secondary fuel (energy recovery).

| Name | Value | Unit |
|--|-------|-------------------|
| Collected separately waste type waste type | 637 | kg |
| Secondary fuel (output at C3) | 637 | kg/m ³ |

Reuse, recovery and/or recycling potentials (D)

In module D, the loads and benefits of exporting the secondary fuel from the system under study are inventoried. The moisture

content of this fuel is assumed to remain at a total of 6 %. This value may vary significantly based on the storage conditions prior to its intended use.

The recovery potential is modelled based on the net output flow of secondary fuel. It is assumed that a biomass power plant located in the EU recovers the secondary fuel's energy, with 55 % of the energy being recovered as heat and the remaining 30

% as electricity. The generated energy carriers are assumed to substitute heat and electricity in accordance with the average mix available on the European grid.

| Name | Value | Unit |
|-----------------------------------|--------------|-------------------|
| Net output flow of secondary fuel | 608 | kg/m ³ |
| Energy Efficiency Biomass plant | 85 | % |

5. LCA: Results

The values declared below refer to 1 m³ of Unilin MDF board with a sales-weighted average composition and density of 637 kg/m³.

Table "Description of the system boundary" summarizes the scope of the system under study from a life cycle point of view. Declared modules are indicated with an "X", non-declared modules are indicated with "MND". "MNR" refers to modules which are deemed as not relevant.

DESCRIPTION OF THE SYSTEM BOUNDARY (X = INCLUDED IN LCA; MND = MODULE OR INDICATOR NOT DECLARED; MNR = MODULE NOT RELEVANT)

| Product stage | | | Construction process stage | | Use stage | | | | | | | End of life stage | | | | Benefits and loads beyond the system boundaries |
|---------------------|-----------|---------------|-------------------------------------|----------|-----------|-------------|--------|-------------|---------------|------------------------|-----------------------|----------------------------|-----------|------------------|----------|---|
| Raw material supply | Transport | Manufacturing | Transport from the gate to the site | Assembly | Use | Maintenance | Repair | Replacement | Refurbishment | Operational energy use | Operational water use | De-construction demolition | Transport | Waste processing | Disposal | Reuse-Recovery-Recycling-potential |
| A1 | A2 | A3 | A4 | A5 | B1 | B2 | B3 | B4 | B5 | B6 | B7 | C1 | C2 | C3 | C4 | D |
| X | X | X | MND | MND | MND | MND | MNR | MNR | MNR | MND | MND | X | X | X | X | X |

RESULTS OF THE LCA - ENVIRONMENTAL IMPACT according to EN 15804+A2: 1 m³ Unilin MDF Board

| Parameter | Unit | A1-A3 | C1 | C2 | C3 | C4 | D |
|---|----------------------------------|-----------|----|----------|----------|----|-----------|
| Global Warming Potential total (GWP-total) | kg CO ₂ eq | -7.65E+02 | 0 | 2.75E+00 | 9.4E+02 | 0 | -5.63E+02 |
| Global Warming Potential fossil fuels (GWP-fossil) | kg CO ₂ eq | 1.62E+02 | 0 | 2.75E+00 | 1.07E+01 | 0 | -5.61E+02 |
| Global Warming Potential biogenic (GWP-biogenic) | kg CO ₂ eq | -9.28E+02 | 0 | 8.91E-04 | 9.29E+02 | 0 | -1.11E+00 |
| Global Warming Potential luluc (GWP-luluc) | kg CO ₂ eq | 1.17E+00 | 0 | 1.06E-03 | 1.46E-02 | 0 | -8.46E-01 |
| Depletion potential of the stratospheric ozone layer (ODP) | kg CFC11 eq | 3.16E-05 | 0 | 6.91E-07 | 1.54E-06 | 0 | -7.93E-05 |
| Acidification potential of land and water (AP) | mol H ⁺ eq | 1.2E+00 | 0 | 8.82E-03 | 6.05E-02 | 0 | -7.78E-01 |
| Eutrophication potential aquatic freshwater (EP-freshwater) | kg P eq | 1.24E-02 | 0 | 1.98E-05 | 5.9E-04 | 0 | -3.71E-02 |
| Eutrophication potential aquatic marine (EP-marine) | kg N eq | 4.21E-01 | 0 | 1.94E-03 | 1.54E-02 | 0 | 3.8E-01 |
| Eutrophication potential terrestrial (EP-terrestrial) | mol N eq | 3.96E+00 | 0 | 2.16E-02 | 1.72E-01 | 0 | 4.12E+00 |
| Formation potential of tropospheric ozone photochemical oxidants (POCP) | kg NMVOC eq | 1.6E+00 | 0 | 8.5E-03 | 4.88E-02 | 0 | 7.43E-01 |
| Abiotic depletion potential for non fossil resources (ADPE) | kg Sb eq | 2.07E-03 | 0 | 6.84E-06 | 3.58E-05 | 0 | -1.84E-04 |
| Abiotic depletion potential for fossil resources (ADPF) | MJ | 5.82E+03 | 0 | 4.51E+01 | 1.95E+02 | 0 | -1.46E+04 |
| Water use (WDP) | m ³ world eq deprived | 2.3E+02 | 0 | 1.52E-01 | 5.41E-01 | 0 | -7.99E+01 |

RESULTS OF THE LCA - INDICATORS TO DESCRIBE RESOURCE USE according to EN 15804+A2: 1 m³ Unilin MDF Board

| Parameter | Unit | A1-A3 | C1 | C2 | C3 | C4 | D |
|---|----------------|----------|----|----------|-----------|----|-----------|
| Renewable primary energy as energy carrier (PERE) | MJ | 4.71E+03 | 0 | 5.73E-01 | 9.69E+03 | 0 | -1.2E+03 |
| Renewable primary energy resources as material utilization (PERM) | MJ | 9.67E+03 | 0 | 0 | -9.67E+03 | 0 | 0 |
| Total use of renewable primary energy resources (PERT) | MJ | 1.44E+04 | 0 | 5.73E-01 | 2.07E+01 | 0 | -1.2E+03 |
| Non renewable primary energy as energy carrier (PENRE) | MJ | 4.06E+03 | 0 | 4.51E+01 | 1.92E+03 | 0 | -1.46E+04 |
| Non renewable primary energy as material utilization (PENRM) | MJ | 1.75E+03 | 0 | 0 | -1.73E+03 | 0 | 0 |
| Total use of non renewable primary energy resources (PENRT) | MJ | 5.81E+03 | 0 | 4.51E+01 | 1.95E+02 | 0 | -1.46E+04 |
| Use of secondary material (SM) | kg | 3.94E-03 | 0 | 0 | 0 | 0 | 0 |
| Use of renewable secondary fuels (RSF) | MJ | 4.39E+02 | 0 | 0 | 0 | 0 | 7.85E+03 |
| Use of non renewable secondary fuels (NRSF) | MJ | 0 | 0 | 0 | 0 | 0 | 1.4E+03 |
| Use of net fresh water (FW) | m ³ | 6.7E+00 | 0 | 5.36E-03 | 1.08E-01 | 0 | -5.9E+00 |

RESULTS OF THE LCA – WASTE CATEGORIES AND OUTPUT FLOWS according to EN 15804+A2: 1 m³ Unilin MDF Board

| Parameter | Unit | A1-A3 | C1 | C2 | C3 | C4 | D |
|-------------------------------------|------|----------|----|----------|----------|----|-----------|
| Hazardous waste disposed (HWD) | kg | 9.9E+00 | 0 | 3.12E-02 | 2.9E-01 | 0 | -2.25E+00 |
| Non hazardous waste disposed (NHWD) | kg | 9.86E+01 | 0 | 4.44E+00 | 7.97E+00 | 0 | -8.86E+01 |
| Radioactive waste disposed (RWD) | kg | 3.87E-02 | 0 | 3.05E-04 | 1.36E-03 | 0 | -5.8E-02 |
| Components for re-use (CRU) | kg | 0 | 0 | 0 | 0 | 0 | 0 |
| Materials for recycling (MFR) | kg | 0 | 0 | 0 | 0 | 0 | 0 |
| Materials for energy recovery (MER) | kg | 0 | 0 | 0 | 6.37E+02 | 0 | 0 |
| Exported electrical energy (EEE) | MJ | 0 | 0 | 0 | 0 | 0 | 0 |
| Exported thermal energy (EET) | MJ | 0 | 0 | 0 | 0 | 0 | 0 |

RESULTS OF THE LCA – additional impact categories according to EN 15804+A2-optional: 1 m³ Unilin MDF Board

| Parameter | Unit | A1-A3 | C1 | C2 | C3 | C4 | D |
|-----------|------|-------|----|----|----|----|---|
|-----------|------|-------|----|----|----|----|---|

| | | | | | | | |
|--|-------------------|----------|---|----------|----------|---|-----------|
| Incidence of disease due to PM emissions (PM) | Disease incidence | 9.55E-06 | 0 | 3.21E-07 | 7.13E-07 | 0 | 8.12E-06 |
| Human exposure efficiency relative to U235 (IR) | kBq U235 eq | 3.01E+01 | 0 | 1.95E-01 | 1.33E+00 | 0 | -6.68E+01 |
| Comparative toxic unit for ecosystems (ETP-fw) | CTUe | 1.29E-04 | 0 | 5.52E-08 | 2.71E-07 | 0 | -1.48E-06 |
| Comparative toxic unit for humans (carcinogenic) (HTP-c) | CTUh | 9.9E-07 | 0 | 4.48E-10 | 3.02E-09 | 0 | 3.2E-08 |
| Comparative toxic unit for humans (noncarcinogenic) (HTP-nc) | CTUh | 1.39E-07 | 0 | 1.25E-09 | 9.93E-09 | 0 | -6.72E-08 |
| Soil quality index (SQP) | SQP | 5.96E+04 | 0 | 5.15E+01 | 9.48E+01 | 0 | -1.14E+03 |

Disclaimer 1 – for the indicator 'Potential Human exposure efficiency relative to U235'. This impact category deals mainly with the eventual impact of low-dose ionizing radiation on human health of the nuclear fuel cycle. It does not consider effects due to possible nuclear accidents, occupational exposure or radioactive waste disposal in underground facilities. Potential ionizing radiation from the soil, radon and from some construction materials is also not measured by this indicator.

Disclaimer 2 – for the indicators 'abiotic depletion potential for non-fossil resources', 'abiotic depletion potential for fossil resources', 'water (user) deprivation potential, deprivation-weighted water consumption', 'potential comparative toxic unit for ecosystems', 'potential comparative toxic unit for humans – cancerogenic', 'Potential comparative toxic unit for humans - not cancerogenic', 'potential soil quality index'. The results of this environmental impact indicator shall be used with care as the uncertainties on these results are high as there is limited experience with the indicator.

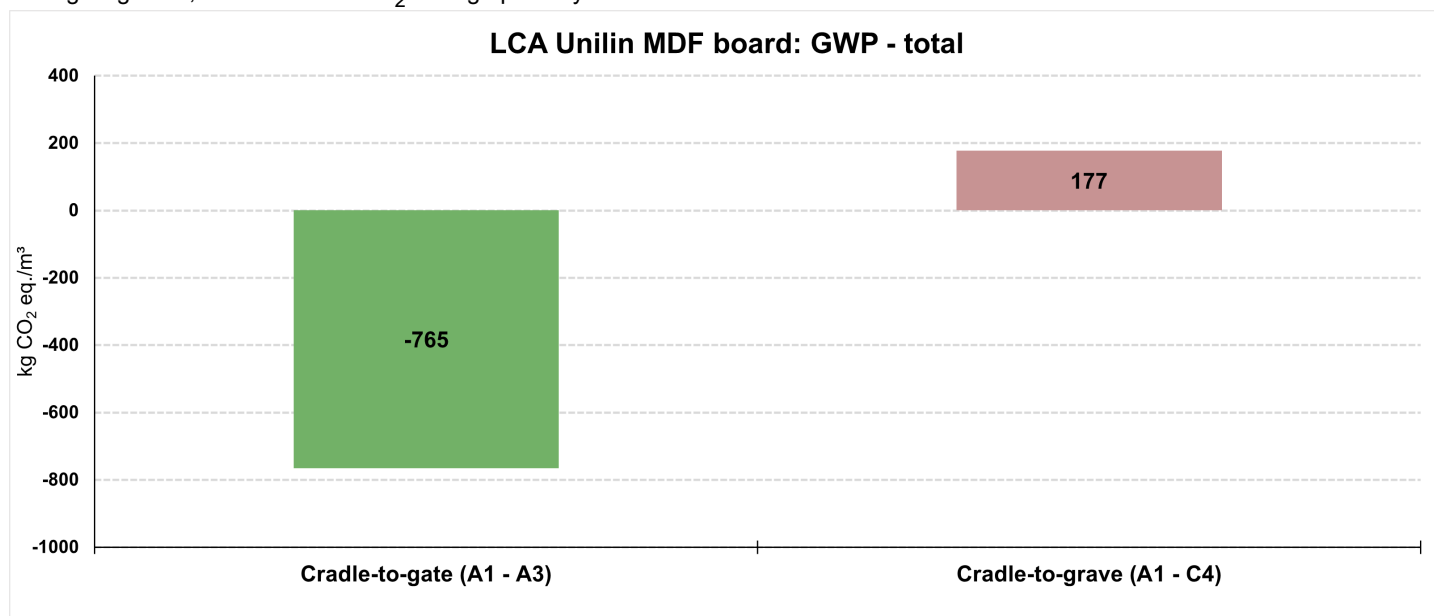
6. LCA: Interpretation

This section aims to analyze and interpret the results of the LCA analysis carried for 1 m³ of the Unilin MDF board. The results refer to a product with a sales-weighted average composition. Although the values for specific commercial references can vary from the declared and discussed ones, the observed trends will be the same throughout the entire product category.

Summary

This part intends to summarize the trends observed in the cradle-to-gate environmental impact of the Unilin raw fiberboard. An in-depth analysis is available in the following subsections.

During its growth, wood absorbs CO₂ through photosynthesis



Cradle-to-Cradle Impact - Dominance Analysis

The hot-spot analysis highlights the negative GWP-value of modules A1 - A3, as depicted in the GWP-focused graph. To improve the clarity of the graph, the values of the GWP-luluc indicator have been omitted.

Wood stores CO₂ as biogenic carbon during its growth (GWP-

and stores it as biogenic carbon in its biomass. The product's high wood content (i.e. 81 %) results in a GWP-total of - 765 kg/m³. The product thus stores carbon and does not contribute to global warming when it leaves Unilin's factory gate. The stored carbon will only be released if the fiberboard can no longer fulfill its intended purpose (i.e. at end of life).

A deep dive in the drivers of the cradle-to-gate environmental impact shows the significant contribution of the raw materials (module A1). 74 % of the fossil CO₂ emissions can primarily be allocated to the (M)UF- and MDI-glue production, as well as 89 % of the water used in A1 - A3. The generation of heat and electricity, required for the MDF production, is an important driver of the production-related impact. This is observable in the EP and POCP indicators.

biogenic = - 928 kg CO₂ eq./m³). This negative GWP-value is partially counterbalanced by the positive GWP-impact of the fossil materials and energy resources used during A1 - A3 (GWP-fossil). This results in a GWP-total of - 765 kg CO₂ eq./m³ when the Unilin MDF board leaves the factory gate. The product under study thus stores carbon and does not contribute to global warming.

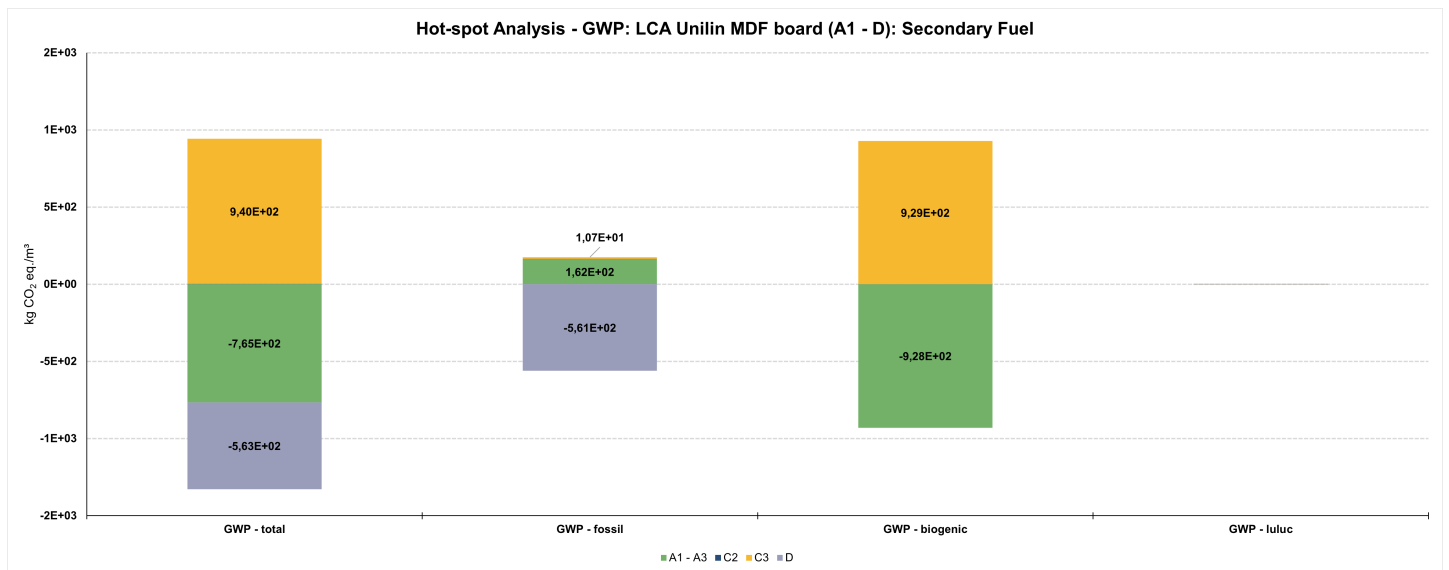
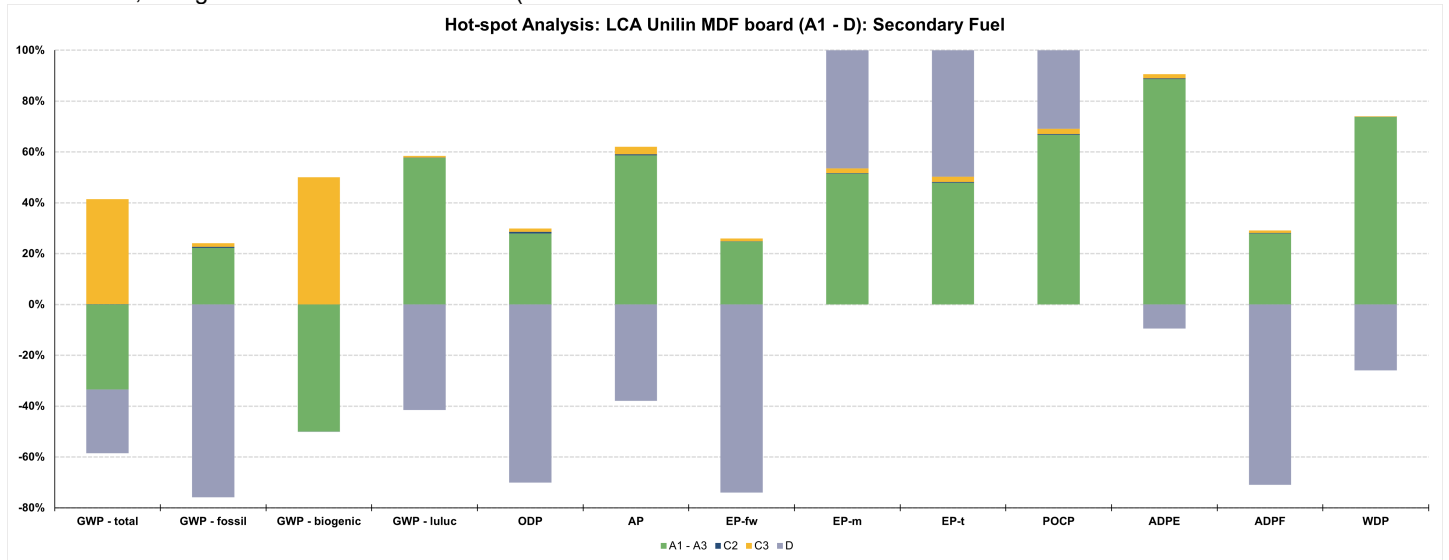
The stored carbon will only be released when the fiberboard

leaves the system as a secondary fuel. The figure below clearly demonstrates a biogenic carbon balance in accordance with EN 16485.

The GWP-focused analysis also illustrates the "avoided" impact (described in module D) related to the export of end-of-life fiberboard as a secondary fuel. The energy recovery of that fuel generates heat and electricity, which substitutes a European-averaged mix of heat and electricity from the grid. Since the largest share of the heat and electricity on the European grid is fossil-based, a negative GWP-fossil is obtained (i.e. avoided

fossil CO₂ emissions from combustion). It indicates that the combustion of these fossil fuels has a higher impact on global warming than the energy recovery from the secondary fuel.

The hot-spot analysis shows that for non-GWP-related parameters, modules A1 - A3 are the main contributors to the system under study. Values for module D are generally negative, except for the EP and POCP indicators. This is attributed to the emissions from the energy recovery process of the end-of-life fiberboard.

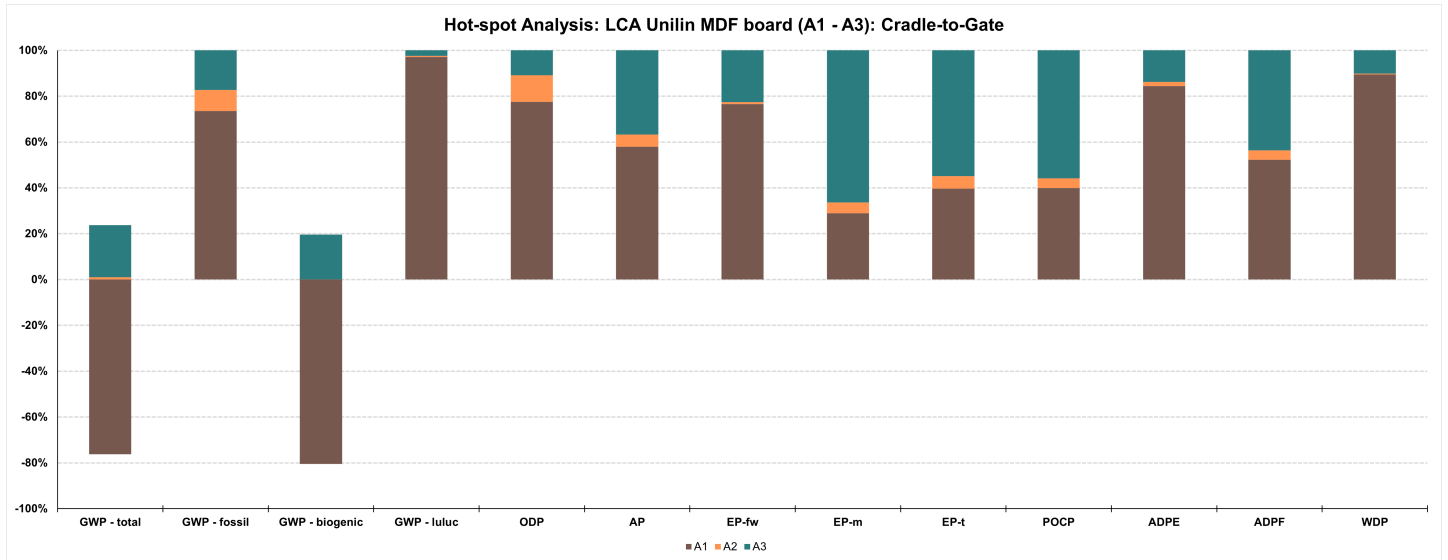


Cradle-to-Grave Impact - Main Drivers

The graph below allows to identify the primary sources of the cradle-to-gate environmental impact. The results show that raw material production (module A1) has a significant impact. 74 % of the fossil CO₂ emissions are primarily attributed to the production of (M)-UF- and MDI-glue. The contribution of the raw material production is even more significant for the indicators

ODP, ADPE and WDP. 89 % of all water used in modules A1 - A3 is allocated to the production of the raw materials (mainly related to the glue production).

Energy-related processes are typically the main drivers of the environmental impact of module A3. This is observed in the contribution of A3 to EP and POCP, which is traced back to the generation of renewable heat from woody waste.



7. Requisite evidence

Formaldehyde emissions

E1 - EN 13986:2004+A1:2015

- Test report : QA-2022-1789
- Method : EN 717-1
- Product : Fibrabel
- Laboratory : WKI Fraunhofer
- Result : 0.04 ppm [Limit value < 0.1 ppm]

- Test report : 220982-REQ1
- Method : ASTM D6007-14
- Product : Fibralux FR
- Laboratory : Wood.be
- Result : 0.06 ppm [Limit value < 0.11 ppm]

E0.5 - ChemVerbotsV

- Test report : 4022331076C_3-f-e
- Method : EN 717-1
- Product : Fibromax Pro LF+
- Laboratory : FCBA
- Result : 0.02 ppm [Limit value < 0.05 ppm]

PCP + Heavy metals + Wood preservative analysis

As Unilin Fibreboard does not contain any post-consumer recycling wood, this evidence is not necessary.

CARB2/TSCA Title VI

VOC Emissions

Unspecified while raw fibreboards are always coated with a finish in their end application. The type of finish (melamine, paper foil, veneer, HPL,...) will determine the indoor air quality.

8. References

Standards

ASTM D6007

ASTM D6007:2020, Standard Test Method for Determining Formaldehyde Concentrations in Air from Wood Products Using a Small-Scale Chamber.

ASTM E1333

ASTM E1333:2020, Standard Test Method for Determining Formaldehyde Concentrations in Air and Emission Rates from Wood Products Using a Large Chamber.

EN 310

EN 310:1993, Wood-based panels - Determination of modulus of elasticity in bending and of bending strength.

EN 317

EN 317:1993, Particleboards and fibreboards; determination of swelling in thickness after immersion in water; German version EN 317:1993.

EN 319

EN 319:1993, Particleboards and fibreboards - Determination of tensile strength perpendicular to the plane of the board.

EN 322

EN 322:1993, Wood-based panels - Determination of moisture content.

EN 323

EN 323:2005, Wood-based panels - Determination of density.

EN 622

EN 622-5:2010, Fibreboards - Specifications - Part 5: Requirements for dry process boards (MDF).

EN 717-1

EN 717-1:2004, Wood-based panels - Determination of formaldehyde release Formaldehyde emission by the chamber method

EN 12460-5

EN 12460-5:2015, Wood-based panels. Determination of formaldehyde release Extraction method (called the perforator method).

EN 13501-1

EN 13501-1:2007-05+A1:2009, Fire classification of construction products and building elements - Part 1: classification with the results of tests on the reaction to fire of building products.

EN 13986

EN 13986:2004+A1:2015, Wood-based panels for use in construction— Characteristics, valuation of conformity and marking.

EN 15804

EN 15804:2012+A2:2019+AC:2021, Sustainability of construction works — Environmental Product Declarations — Core rules for the product category of construction products.

EN 16449

EN 16449:2014, Wood and wood-based products - Calculation of the biogenic carbon content of wood and conversion to carbon dioxide.

EN 16485

EN 16485:2014, Round and sawn timber. Environmental Product Declarations. Product category rules for wood and wood-based products for use in construction.

EN 16516

EN 16516:2020, Construction products: Assessment of release of dangerous substances - Determination of emissions into indoor air.

ISO 9001

EN ISO 9001:2008-11, Quality Management Systems – Requirements.

ISO 14001

EN ISO 14001:2015, Environmental management systems — Requirements with guidance for use.

ISO 14025

EN ISO 14025:2011, Environmental labels and — Type III environmental declarations — Principles and procedures.

ISO 14040

EN ISO 14040:2006-10, Environmental management — Life cycle assessment — Principles and framework.

ISO 14044

ISO 14044:2006-10, Environmental management — Life cycle assessment — Principles and framework.

ISO 45001

EN ISO 45001:2018, Occupational health and safety management systems — Requirements with guidance for use.

ISO 50001

EN ISO 50001:2018, Energy management systems — Requirements with guidance for use.

JIS A 1460

JIS A 1460:2021, Building boards Determination of formaldehyde emission - Desiccator method.

JIS A 5908

JIS A 5908:2022, Particleboards.

Additional References**BBSR Table**

BBSR 2017, Useful lives of building components for life cycle analyses according to the Sustainable Building Assessment System, 2017, BBSR Germany 2017.

CPR

CPR EU Ordinance No. 305/2011 of the European Parliament and Council of 9th March 2011 to define harmonized conditions for marketing building products.

Ecoinvent 3.8.

Ecoinvent 3.8, Database for Life Cycle Inventory and Assessment. Swiss Centre for Life Cycle Inventories, 2021. Available at: <https://ecoinvent.org/the-ecoinvent-database/data-releases/ecoinvent-3-8/>.

EU Biocidal Products Ordinance No. 528/2012

Regulation (EU) No 528/2012 of the European Parliament and Council of 22 May 2012 concerning the making available on the market and use of biocidal products.

EWC

European Waste Catalogue, Ordinance on the European Waste Catalogue (Waste Catalogue Ordinance - AVV), reference Federal Official Journal I 2001, 3379.

IBU 2022

Institut Bauen und Umwelt e.V.: General Instructions for the EPD programme of Institut Bauen und Umwelt e.V., Version 2.1, Berlin: Institut Bauen und Umwelt e.V., 2022 www.ibu-epd.com

PCR Part A

Product Category Rules for Building-Related Products and Services. Part A: Calculation Rules for the Life Cycle Assessment and Requirements on the Project Report according to EN 15804+A2:2019. Version 1.3. Berlin: Institut Bauen und Umwelt e.V. (eds.), 2021.

PCR Part B

Product Category Rules for Building-Related Products and Services. Part B: Requirements on the EPD for Wood based panels. Version 2. Berlin: Institut Bauen und Umwelt e.V. (eds.), 2023.

SVHC List

List of Substances of Very High Concern (SVHC) Candidate for Authorisation (ECHA Candidate List), dated 04.07.2023, published in accordance with Article 59(10) of the REACH Regulation. Helsinki: European Chemicals Agency.

**Publisher**

Institut Bauen und Umwelt e.V.
Hegelplatz 1
10117 Berlin
Germany

+49 (0)30 3087748- 0
info@ibu-epd.com
www.ibu-epd.com

**Programme holder**

Institut Bauen und Umwelt e.V.
Hegelplatz 1
10117 Berlin
Germany

+49 (0)30 3087748- 0
info@ibu-epd.com
www.ibu-epd.com

**Author of the Life Cycle Assessment**

Unilin B.V. Division Panels
Ooigemstraat 3
8710 Wielsbeke
Belgium

+32 56 67 52 11
info.panels@unilin.com
<https://www.unilinpanels.com/en-gb>

**Owner of the Declaration**

Unilin B.V. Division Panels
Ooigemstraat 3
8710 Wielsbeke
Belgium

+32 56 66 70 21
info.panels@unilin.com
<https://www.unilinpanels.com/en-gb>